



राष्ट्रीय परीक्षा एजेंसी
National Testing Agency
Excellence in Assessment

JEE (MAIN) 2023

Information Bulletin

www.nta.ac.in
jeemain.nta.nic.in



NATIONAL TESTING AGENCY

Vision

The right candidates joining best institutions will give India her demographic dividend.

Mission

To improve equity and quality in education by administering research based valid, reliable, efficient, transparent, fair and international level assessments. The best subject matter experts, psychometricians and IT delivery and security professionals will ensure that the current gaps in existing assessment systems are properly identified and bridged.

Core Values

NTA will create a system which will promote teaching (by teachers), learning (by students) and assessment (by parents and institutions). NTA strongly believes in quality, efficiency, effectiveness, equity and security of assessments. To practice these values, NTA will constantly engage with its stakeholders, viz. students, parents, teachers, experts and partner institutions.

LIST OF ABBREVIATIONS

JEE (Main)	<i>Joint Entrance Examination (Main)</i>
AICTE	<i>All India Council of Technical Education</i>
JoSAA	<i>Joint Seat Allocation Authority</i>
CSAB	<i>Central Seat Allocation Board</i>
B.E.	<i>Bachelor of Engineering</i>
B.Tech.	<i>Bachelor of Technology</i>
B.Arch.	<i>Bachelor of Architecture</i>
B.Planning	<i>Bachelor of Planning</i>
CoA	<i>Council of Architecture</i>
MoE	<i>Ministry of Education</i>
NTA	<i>National Testing Agency</i>
GoI	<i>Government of India</i>
GST	<i>Goods & Service Tax</i>
IIT	<i>Indian Institute of Technology</i>
IIIT	<i>Indian Institute of Information Technology</i>
NIT	<i>National Institute of Technology</i>
DASA	<i>Direct Admission for Students Abroad</i>
CFTI	<i>Centrally Funded Technical Institute</i>
UFM	<i>Unfair Means</i>
CBT	<i>Computer Based Test</i>
NEP	<i>National Education Policy</i>
RPwD	<i>Rights of Persons with Disabilities</i>
QP	<i>Question Paper</i>
TPC	<i>Test Practice Centre</i>
FAQ	<i>Frequently Asked Questions</i>
QRS	<i>Query Redressal System</i>
EWS	<i>Economically Weaker Section</i>
OBC (NCL)	<i>Other Backward Class (Non-Creamy Layer)</i>
SC	<i>Scheduled Castes</i>
ST	<i>Scheduled Tribes</i>

Information Bulletin: Joint Entrance Examination (Main) - 2023

S. No.	Particulars	Page No.
A.	Important Information and Dates at a Glance	4-10
Chapter 1- Introduction		
1.1	About National Testing Agency (NTA)	11
Chapter 2 – Joint Entrance Examination (Main) – 2023		
2.1	About JEE (Main)	12
Chapter 3 - Examination Scheme		
3.1	Mode of Examination	13
3.2	Choice of Medium of Question Papers (QP)	13
3.3	Scheme of Examination	14
3.4	Pattern of Examination	14-18
3.5	Duration of Test	18
3.6	Syllabus of Examination	19
Chapter 4 - Eligibility and Qualifications		
4.1	Age Criteria	20
4.2	List of Qualifying Examination (QE)	20
4.3	Year of Appearance in Qualifying Examination (QE)	21
4.4	State of Eligibility	21
Chapter 5 – Reservation		
5.1	Reservation	22
5.1.1	For Candidates claiming to the GEN-EWS category	22
5.1.2	For Candidates claiming to the OBC-NCL category	23
5.1.3	For Candidates claiming to the SC or ST category	23
5.1.4 (a)	Guidelines for conducting written examination for Persons with Benchmark Disabilities above 40% vide letter dated 29 August 2018 from Ministry of Social Justice and Empowerment	23
5.1.4 (b)	Guidelines for conducting written examination for persons with specified disabilities covered under the definition of Section 2(s) of the RPwD Act, 2016 but not covered under the definition of Section 2(r) of the said Act, i.e. persons having less than 40% disability and having difficulty in writing	25
5.2	State Governments Policy for Disability	26
Chapter 6 – Choice of Cities		
		27
Chapter 7 – Particulars to be Filled in the JEE (Main) – 2023 Online Application Form		
		28-30
Chapter 8 - Admit Card		
		31
Chapter 9 – Schedule of Examination		
		32
Chapter 10 – Important Instructions for the Candidates		
		33-34
Chapter 11 – Unfair Means Practices and breach of Examination Rules		
11.1	Definition	35
11.2	Punishment for Using Unfair Means practices	36
11.3	Cancellation of Result	36
Chapter 12 – Display of Answer Key for Challenge		

Information Bulletin: Joint Entrance Examination (Main) - 2023

12.1	Display of Answer Key Challenge	37	
12.2	Display of Recorded Responses	37	
Chapter 13 – JEE (Main) NTA Score for B.E./B.Tech. B.Arch. and B.Planning			
13.1	JEE (Main) NTA Score for B.E./B.Tech. B.Arch. and B.Planning	38	
13.2	Compilation and Display of Result/NTA score of Paper 1(B.E./B.Tech.)	38	
13.3	Compilation and Display of Result/NTA score of Paper 2A & 2B (B.Arch. & B.Planning.)	39	
13.4	Re-evaluation/Re-checking of Result	40	
13.5	Use of Scores of JEE (Main) – 2023 by other Organizations	40	
Chapter 14 – Admission			
14.1	Eligibility for Admission to NITs, IITs, and CFTIs participating through Central Seat Allocation Board (CSAB)	41	
14.2	Eligibility for Admission to Other Institutions	42	
14.3	Seat Allocation Process and Admission Procedure	42	
14.4	Eligibility Criteria for Appearing in JEE (Advanced) – 2023	42	
Chapter 15 - Test Practice Centres (TPCs)		43	
Chapter 16 - Common Services Centres/Facilitation Centres		44	
Chapter 17 - National Test Abhyas		45	
Chapter 18 - Miscellaneous			
Chapter 18.1 Query Redressal System (QRS)		46	
Chapter 18.2 Correspondence with NTA		46	
Chapter 18.3 Weeding Out Rules		46	
Chapter 18.4 Legal Jurisdiction		46	
S. No.	Annexure No.	Particulars	Page No.
1	IA	Gen-EWS Certificate Format	47
2	IB	Declaration By The Candidate In Lieu Of Gen-EWS Certificate Format	48
3	IIA	OBC-NCL Certificate Format	49-50
4	IIB	Declaration By The Candidate In Lieu Of OBC-NCL Certificate Format	51
5	III	SC/ST Certificate Format	52
6	IV	Disability Certificate having disability less than 40%	53
7	V	Letter of Undertaking for Using Own Scribe	54
S. No.	Appendix No.	Particulars	Page No.
1	I	List of Examination Cities for JEE (Main) – 2023	55-64
2	II	Procedure for Online Payment of Fee and Helpline for Payment Related Queries	65-66
3	III	Computer Based Test (CBT) Guidelines	67-72
4	IV	NTA Test Practice Centres (TPCs)	73
5	V	Normalization Procedure based on Percentile Score	74-78
6	VI	Syllabus of JEE(Main) – 2023	79-102
7	VII	Replica of JEE(Main) – 2023 Application Form	103-121

IMPORTANT INFORMATION AT A GLANCE

(Please refer to Information Bulletin for details)

1. Important Dates :

EVENTS		DATES
(a) Session-1: JEE (Main) - January 2023		
Online Submission of Application Form	15 December 2022 to 12 January 2023 (up to 09.00 P.M.)	
Last date for successful transaction of prescribed Application Fee	12 January 2023 (up to 11:50 P.M.)	
Announcement of the City of Examination	Second week of January 2023	
Downloading Admit Cards from the NTA website	Third week of January 2023	
Dates of Examination	24, 25, 27, 28, 29, 30, 31 January 2023	
Display of Question Paper attempted by the Candidate and Answer Keys for inviting challenges	To be displayed on the NTA website	
Declaration of Result	To be displayed on the NTA website	
(b) Session-2: JEE (Main) - April 2023		
Online Submission of Application Form	07 February 2023 to 07 March 2023 (up to 09.00 P.M.)	
Last date for successful transaction of prescribed Application Fee	07 March 2023 (up to 11.50 P.M.)	
Announcement of the City of Examination	Third week of March 2023	
Downloading Admit Cards from the NTA website	Last week of March 2023	
Dates of Examination	06, 07, 08, 09, 10, 11, 12 April 2023	
Display of Question Paper attempted by the Candidate and Answer Keys for inviting challenges	To be displayed on the NTA website	
Declaration of Result	To be displayed on the NTA website	
(c) Duration of Examination for each Session of JEE (Main) - 2023 :		
Paper 1 (B.E./B.Tech.) or Paper 2A (B.Arch.) or Paper 2B (B.Planning.)	03 Hours	
B.Arch. & B.Planning (both)	03 Hours 30 Minutes	
(d) Timing of Examination for each Session: JEE (Main) - 2023 :		
Duration of Examination	First Shift	Second Shift
For 3 Hours Paper	09.00 A.M. to 12.00 Noon (IST)	03.00 P.M. to 06.00 P.M. (IST)
For 3 Hours 30 Minutes Paper	09.00 A.M. to 12.30 P.M. (IST)	03.00 P.M. to 06.30 P.M. (IST)

**2. Fee Payable for JEE (Main) – 2023 for each session
(Through Credit Card/Debit Card (except Master/Visa Card)/Net Banking/UPI):**

Fee payable for JEE (Main) – 2023 (through Credit Card /Debit Card / Net-Banking/UPI)		Type of Candidate	In India (Fee in ₹)	Outside India (Fee in ₹)	
Paper 1: B.E./B. Tech or Paper 2A: B. Arch or Paper 2B: B.Planning	General/Gen-EWS/ OBC (NCL)	Male	1000	5000	
		Female	800	4000	
	SC/ST/PwD	Male	500	2500	
		Female	500	2500	
	Third Gender			500	3000
Paper 1: B.E./B. Tech & Paper 2A: B. Arch or Paper 1: B.E./B. Tech & Paper 2B: B. Planning or Paper 1: B.E./B.Tech, Paper 2A: B. Arch & Paper 2B: B.Planning or Paper 2A: B. Arch & Paper 2B: B.Planning	General/Gen- EWS/OBC (NCL)	Male	2000	10000	
		Female	1600	8000	
	SC/ST/PwD	Male	1000	5000	
		Female	1000	5000	
	Third Gender			1000	5000
	<i>Processing charges and Goods & Service Taxes (GST) are to be paid by the candidate, as applicable.</i>				

Candidates are requested to fill in the Application Form carefully. No corrections will be permitted once the Application Form is submitted.

Note: Multiple Application Forms submitted by a candidate for the same Session(s) will not be accepted and will lead to the cancellation of his/her result.

- (i) In the first session, only Session 1 will be visible and candidates can opt for that. In the next session, Session 2 will be visible, and the candidates can opt for that Session. The application window for Session 2 will be re-opened later which will be notified separately through a Public Notice. Examination for Session 2 will be the last Examination for the JEE (Main) - 2023.
- (ii) A candidate can apply for Session 1 and pay the examination fee for Session 1 in the given duration. If a candidate wishes to apply for Session 2 also, he/she has to log in again when the window will be re-opened after the conduct of Session 1 and pay the Examination Fee for Session 2 during that period.

Under no circumstances, candidates will be allowed to fill more than one Application Form. Strict action will be taken, even at a later stage, against such candidates who have filled more than one Application Form.

(iii) The fee can be submitted only online through Net Banking, Credit Card, Debit Card, or UPI Services. Processing charges and GST as applicable are chargeable from the candidate (in addition to the examination fee) by the concerned Bank/Payment Gateway Integrator. For details/procedure, please see **Appendix-II**

(iv) The Confirmation Page of the online Application Form for each session will be generated only after the successful payment of the fee by the Candidate. In case the Confirmation Page is not generated after payment of the fee, then the candidate may have to approach the concerned Bank/Payment Gateway (in the helpline numbers and email given in **Appendix- II**) for ensuring the successful payment or to obtain the refund of duplicate /multiple payments.

1. Candidates must read carefully the Instructions (including how to fill up the Application Form online) given in the Information Bulletin available on the NTA Website. Candidates not complying with the instructions shall be summarily disqualified.

2. Candidates can apply for **JEE (Main) - 2023 through the “Online” mode only**. The Application Form **in any other mode will not be accepted**.

3. Submission of the Application Form could be made by the candidate online through the NTA website: <https://jeemain.nta.nic.in/>

4. Instructions for filling Online Application Form:

❖ Download the Information Bulletin and Replica of the Application Form. Read these carefully to ensure your eligibility.

❖ **Follow the steps given below to Apply Online:**

Step 1: Registration Form:

Register for the Online Application Form and note down the system-generated Application Number.

Candidate must write his/her Full Name the same as printed on the certificate/marksheet of Class 10 / equivalent Examination otherwise the form will be rejected.

The candidate should supply the required details while filling the Online Application Form and is also required to create a PASSWORD and choose Security Question and enter his/her Answer.

After successful submission of the personal details, an Application number will be generated and it will be used to complete the remaining Steps of the Application Form and will also be required for all future reference/correspondence.

This application number will also be used/referred for both Sessions of JEE (Main) - 2023. For subsequent logins, the candidate will be able to login directly with the respective system-generated **Application Number** and created **Password**.

Step 2: Application Form:

The Candidates can log in with the system-generated Application Number and pre-created Password for completing the Application Form including filling up personal details, applying for the Paper, choosing the Examination Cities, providing the details of Educational Qualifications, and uploading the images and documents (if any).

Upload Scanned Images of the Candidate's Photograph, Signature, Category Certificate (if applicable), and PwD Certificate (wherever applicable):

- i. **The recent photograph should be either in colour or black & white with 80% face (without mask) visible including ears against a white background.**
- ii. Scanned photograph and signature should be in JPG/JPEG format (clearly legible).
- iii. The size of the scanned photograph should be between **10 kb to 200 kb** (clearly legible).
- iv. The size of the scanned signature should be between **4 kb to 30 kb** (clearly legible)
- v. The size of the scanned copy of the Category certificate (SC/ST/OBC/EWS etc.) should be in pdf between **50kb to 300kb** (clearly legible).
- vi. The size of the scanned copy of the PwD certificate should be in pdf between **50 kb to 300 kb** (clearly legible)

[**Note:** The Candidate has to upload only his/her own photograph, signature, and certificate(s) as mentioned above (and not of anybody else) in a correct/proper manner, *as the facility for correction will not be given in the future.*]

In case, it is found at any time in the future that the Candidate has used/uploaded the photograph, signature, and certificate(s) of someone else in his/her Application Form/Admit Card, or *he/she has tampered his/her Admit Card/Result/Scorecard, these acts of the candidate shall be treated as Unfair Means (UFM) Practices and he/she shall be proceeded with the actions as contemplated under the provisions of the Information Bulletin relating to Unfair Means Practices.*

Please check your photograph and signature before submission of the Application Form. In case the photograph or signature is blurred or not visible to identify the identity of the candidate then, the application will be rejected and no option for correction or revision will be permitted

Step 3: Fee Payment:

After completing Step 1 and Step 2, the candidates have to pay the requisite examination fee. The fee can be submitted only online through Net Banking, Credit Card, Debit Card, or UPI. Processing charges and GST as applicable are chargeable to the candidate (in addition to the examination fee) by the concerned Bank.

The Confirmation Page of the online Application Form will be generated only after successful payment by the Candidate. In case the Confirmation Page is not generated after payment of fee, then the candidate may have to approach the concerned Bank (in the helpline number and e-mail given in the Information Bulletin) for ensuring the successful payment or for obtaining the refund of duplicate / multiple payments.

- ❖ Download, save and print a copy of the Confirmation Page of the Application Form (which would be downloadable only after the successful remittance of the fee) for future reference.
 - ❖ All **3 Steps** can be done together or at separate timings. The submission of the Application of a candidate could be considered successful and his/her candidature would be confirmed only on the successful transaction/receipt of the prescribed application fee from him/her.
5. Candidates shall ensure that the information entered by them in their respective online Application Forms is correct.

6. **All candidates must ensure that they have provided the correct e-mail address and mobile number. A copy of the Confirmation Page and Final Score Card of JEE (Main) – 2023 will also be sent to the registered e-mail address of the Candidate as well as the Parent/Guardian.**
7. Information provided by the candidates in their respective online Application Forms, like, the name of the candidate, contact details, address details, category, PwD status, educational qualification details, date of birth, choice of examination cities, etc. will be treated as final. **Any request for change in such particulars will not be considered by NTA under any circumstances.**
8. *NTA does not edit/modify/alter any information entered by the candidates after completion of the application process under any circumstances. Any request for change in information thereafter will not be entertained. Therefore, candidates are advised to exercise utmost caution before filling up the correct details in the Application Form.*
9. *NTA disclaims any liability that may arise to a candidate(s) due to incorrect information provided by him/her in his/her online Application Form.*
10. Candidates must ensure that their email address and mobile number to be registered in their online Application Form are their own, as relevant/important information/ communication will be sent by NTA through e-mail on the registered mail address and/or through SMS on the registered mobile number only. NTA shall not be responsible for any non-communication /miscommunication with a candidate in the email address or mobile number given by him/her other than his/her own.
11. *Candidates are also requested to **download and install the SANDES** application as a secondary channel to receive time-to-time notifications from NTA.*

SANDES APP can be downloaded and installed on Mobile Device as follows:

- Visit the Google Play Store on your Mobile Device.
- Search for the “**Sandes App**” in the search bar.
- It then displays the app in the play store.
- Click on Install, and then the app gets downloaded into your mobile.
- Now, mobile users can enjoy the services of the Sandes Mobile App.

Candidates are advised to visit the NTA Website and check their e-mails regularly for the latest updates.

12. Candidates shall appear at their own cost at the Examination Centre on the date, shift, and time indicated on their Admit Cards issued by the NTA in due course through its website.

Note:

- i. *The final submission of the Online Application Form will remain incomplete if **Step 3** is not complete. Such forms will stand rejected and no correspondence on this account will be entertained.*
- ii. *The entire application process for **JEE (Main) - 2023** is online, including uploading scanned images/documents, payment of fees, and printing of Confirmation Page, Admit Card, etc. **Therefore, candidates are not required to send/submit any document(s) including Confirmation Page to NTA through Post/ Fax/WhatsApp/Email/by Hand.***

- iii. *NTA has facilitated all candidates with an additional platform of **UMANG** and **DigiLocker** to download their documents like Confirmation Page, Admit Card, Score Cards, etc. Instruction will be provided in subsequent phases. Candidates are advised to visit the NTA Website and check their e-mails regularly for the latest updates.*
- iv. *Usage of Data and Information: NTA/Government of India can use the data provided by the End Users (test taker in this case) for internal purpose(s) including training, research and development, analysis, and other permissible purposes (s). However, this information is not for use by any third party or private agency for any other use.*
- v. *Choice of examination cities displayed to the candidates will be based on the permanent and correspondence addresses filled during Online Application Form of **JEE (Main) – 2023**.*
- vi. *Candidates are advised to fill only one Application Form and to take utmost care while filling the mobile number and e-mail address. Candidates are also advised to use the mobile number and email address that are accessible to them. Only one mobile number and email address should be used for one Application Form.*
- vii. *It is mandatory to provide the Mobile Number and e-mail of the Parent or Guardian during the submission of the online Application Form of **JEE (Main) – 2023** as a copy of the Confirmation Page, Final Score Card will also be sent to them.*

Brief Advisory:

Candidates are advised to carry only the following with them into the examination venue:

- i. **Admit card along with Self Declaration (Undertaking) downloaded from the NTA Website (a clear printout on A4 size paper) duly filled in.**
- ii. **A simple transparent Ball Point Pen.**
- iii. **Additional photograph, to be pasted on the attendance sheet.**
- iv. **Personal hand sanitizer (50 ml), if required.**
- v. **Personal transparent water bottle.**
- vi. **Sugar tablets/fruits (like banana/apple/orange) in case the candidate is diabetic.**

Note:

1. All Candidates shall ensure that the information (like his/her name, mother's name, father's name, gender, date of birth, category, PwD status, mobile number, e-mail address, photograph, and signature, choice of cities for examination Centre, etc.) provided by them in their online Application Form is correct. **Candidates are advised to exercise the utmost care in filling up the correct details in the Online Application Form. Any request for change in the particulars and uploaded scanned images at any stage will not be considered by NTA under any circumstances. NTA will not entertain the corrections sent by the candidate through Post/Fax/WhatsApp/E-mail/by Hand.**
2. In case it is found at any time in the future that the Candidate has used/uploaded the photograph, signature, and certificate(s) of someone else in his/ her Application Form/Admit Card or he/she has tampered with his/her Admit Card/result, it would be treated as Unfair Means (UFM) Practices on his/her part and the actions will be taken under the provisions of Unfair Means Practices, as detailed in the Information Bulletin.
3. **Candidates are NOT allowed to carry Instruments, Geometry or Pencil box, Handbag, Purse, any kind of Paper/ Stationery/ Textual material (printed or written material), Eatables and Water (loose or packed), Mobile Phone/ Earphone/ Microphone/ Pager, Calculator, DocuPen, Slide Rules, Log Tables, Camera, Tape Recorder, Electronic Watches with facilities of calculator, any metallic item or electronic gadgets/ devices in the Examination Hall/Room.**
4. *Candidates are requested to retain a copy of the Confirmation Page, Admit Card, and Scorecard of the JEE (Main) – 2023 as the same will not be available after 30 June 2023.*

CHAPTER 1 INTRODUCTION

1.1 About National Testing Agency (NTA)

The Ministry of Education (MoE), Government of India (GoI) has established the National Testing Agency (NTA) as an independent, autonomous, and self-sustained premier testing organization under the Societies Registration Act (1860) for conducting efficient, transparent, and international standardized tests in order to assess the competency of candidates for admission to premier higher education institutions with a mission to improve equity and quality in education by developing and administering research-based valid, reliable, efficient, transparent, fair and international level assessments.

NTA has created a system that is promoting teaching (by teachers), learning (by students), and assessment (by parents and institutions). NTA strongly believes in the quality, efficiency, effectiveness, equity, and security of assessments. To practice these values, NTA is constantly engaging with its stakeholders, viz. students, parents, teachers, experts, and partner institutions.

The objectives of NTA, *inter alia*, include:

1. To conduct efficient, transparent, and international standardized tests in order to assess the competency of candidates for admission.
2. To undertake research on educational, professional, and testing systems to identify gaps in the knowledge systems and take steps for bridging them.
3. To produce and disseminate information and research on education and professional development standards.

The Department of Higher Education, Ministry of Education, Government of India has entrusted the responsibility of conducting the **Joint Entrance Examination [JEE (Main)] to the NTA from 2019 onwards.**



CHAPTER-2
JOINT ENTRANCE EXAMINATION (MAIN) - 2023

2.1 About JEE (Main) - 2023

The Joint Entrance Examination, JEE (Main) comprises two papers. **Paper 1** is conducted for admission to Undergraduate Engineering Programs (**B.E./B.Tech.**) at NITs, IITs, other Centrally Funded Technical Institutions (CFTIs), and Institutions/Universities funded/recognized by participating State Governments. JEE (Main) is also an eligibility test for JEE (Advanced), which is conducted for admission to IITs. **Paper 2** is conducted for admission to **B. Arch and B. Planning** courses in the country.

The JEE (Main) - 2023 will be conducted in **02 (two) sessions** for admissions in the next academic session. The candidates will thus benefit in the following ways:

- This will give **two** opportunities to the candidates to improve their scores in the examination if they are not able to give their best in one attempt.
- In the first attempt, the students will get a first-hand experience of taking an examination and will know their mistakes which they can improve while attempting for the second time.
- This will reduce the chances of dropping a year and droppers would not have to waste an entire year.
- If anyone missed the examination due to reasons beyond control (such as the Board examination), then he/she will not have to wait for one entire year.
- A candidate need not appear in both Sessions. However, if a candidate appears in more than one Session then his/her best of the JEE (Main) - 2023 NTA Scores will be considered for preparation of the Merit List/ Ranking.

- 1. JEE (Main) - 2023 Session 1 for Paper 1 (B.E./B.Tech.) will be held on 24, 25, 27, 28, 29, 30, and 31 January 2023 followed by Session 2 on 06, 07, 08, 09, 10, 11 and 12 April 2023. This is being done to ensure that the JEE (Main) - 2023 does not interfere with the Board examinations, which may be held at different times across the States/UTs. Paper 2A and Paper 2B (B. Arch and B. Planning) will also be held twice a year (January and April 2023).**
- 2. It has been decided to provide choices in one section of each subject of Paper 1 and Part-I of Paper 2A and 2B to cater to the decision of different Boards across the country regarding the reduction of the syllabus. However, the total number of questions to be attempted will remain the same (Physics – 25, Chemistry – 25, and Mathematics – 25), wherever applicable.**

CHAPTER 3
EXAMINATION SCHEME

3.1 Mode of Examination

JEE (Main) - 2023 will be conducted in the following modes:

- a) **Paper 1 (B.E. /B. Tech.)** in “Computer Based Test (CBT)” mode only.
- b) **Paper 2A (B. Arch):** Mathematics (Part-I) and Aptitude Test (Part-II) in “Computer Based Test (CBT)” mode only and Drawing Test (Part-III) in pen and paper (offline) mode, to be attempted on drawing sheet of A4 size.
- c) **Paper 2B (B. Planning):** Mathematics (Part-I), Aptitude Test (Part-II), and Planning-Based Questions (Part-III) in Computer-Based Test (CBT) mode only.

3.2 Choice of Medium of Question Papers

Medium of the Question Papers: Drawing from the National Education Policy (NEP), the JEE (Main) - 2023 will be conducted in English, Hindi, Assamese, Bengali, Gujarati, Kannada, Malayalam, Marathi, Odia, Punjabi, Tamil, Telugu, and Urdu.

S. No.	Language	Examination Centres
1.	English	All Examination Centres
2.	English and Hindi	All Examination Centres in India
3.	English and Assamese	Examination Centres in Assam
4.	English and Bengali	Examination Centres in West Bengal, Tripura, and Andaman & Nicobar Islands
5.	English and Gujarati	Examination Centres in Gujarat, Daman & Diu, Dadra & Nagar Haveli
6.	English and Kannada	Examination Centres in Karnataka
7.	English and Malayalam	Examination Centres in Kerala and Lakshadweep
8.	English and Marathi	Examination Centres in Maharashtra
9.	English and Odia	Examination Centres in Odisha
10.	English and Punjabi	Examination Centres in Punjab, Chandigarh, and Delhi/New Delhi (including Faridabad, Ghaziabad, Gurugram, Meerut, Noida/Greater Noida)
11.	English and Tamil	Examination Centres in Tamil Nadu, Puducherry, and Andaman & Nicobar Islands
12.	English and Telugu	Examination Centres in Andhra Pradesh and Telangana
13.	English and Urdu	All Examination Centres in India

The option of language for Question Paper should be exercised while filling up the Application Form online and it cannot be changed at a later stage.

Please note that for the correctness of the questions in all the question papers, the English version will be taken as the final.

3.3 Scheme of Examination

Subject combinations for each paper, type of questions in each paper, and mode of examination are given in the table below:

PAPER	SUBJECTS	TYPE OF QUESTIONS	MODE OF EXAMINATION
Paper 1: B.E./B.Tech.	Mathematics, Physics and Chemistry	Objective Type - Multiple Choice Questions (MCQs) and Questions for which the answer is a numerical value, with equal weightage to Mathematics, Physics, and Chemistry	“Computer Based Test (CBT)” mode only
Paper 2A: B. Arch	Part-I: Mathematics	Objective Type - Multiple Choice Questions (MCQs) and Questions for which the answer is a numerical value	“Computer Based Test (CBT)” mode only
	Part-II: Aptitude Test	Objective Type - Multiple Choice Questions (MCQs)	
	Part-III: Drawing Test	Questions to test drawing aptitude	“Pen and Paper Based” (offline) mode to be attempted on a Drawing sheet of A4 size.
Paper 2B: B. Planning	Part-I: Mathematics	Objective Type - Multiple Choice Questions (MCQs) and Questions for which the answer is a numerical value	“Computer Based Test (CBT)” mode only
	Part-II: Aptitude Test	Objective Type - Multiple Choice Questions (MCQs)	
	Part-III: Planning-Based Questions	Objective Type - Multiple Choice Questions (MCQs)	

3.4 Pattern of Examination

Paper1: B.E./ B. Tech. in Computer Based Test (CBT) mode:					
1.	Subject-wise distribution of Questions, Total Number of Questions, and Marks	Subject	Section A	Section B	Marks
		Mathematics	20*	10*	100
		Physics	20*	10*	100
		Chemistry	20*	10*	100
		Total	90		300
<p><i>*Each Subject will have two sections. Section A will be of Multiple-Choice Questions (MCQs) and Section B will contain Questions whose answers are to be filled in as a numerical value. In Section B, candidates have to attempt any 05 (five) questions out of 10. There will be negative marking for both Section A and Section B. For each question in Section B, a candidate has to enter the correct integer value of the answer using the mouse and the on-screen virtual numeric keypad in the place designated to enter the answer. For Section B, the answer should be rounded off to the nearest integer.</i></p>					

2.	Marking Scheme for MCQs	Correct Answer or the Most Appropriate Answer	Four marks (+4)
		Incorrect Answer	Minus one mark (-1)
		Unanswered / Marked for Review	No mark (0)
3.	Marking Scheme for questions for which the answer is a Numerical value	Correct Answer	Four marks (+4)
		Incorrect Answer	Minus one mark (-1)
		Unanswered / Marked for Review	No mark (0)
4.	Method of determining merit	Conversion of the raw score in Mathematics, Physics, Chemistry, and the conversion of the total into NTA scores. Overall merit shall be prepared by merging NTA scores of all shifts of all days.	
5.	Method of resolving ties	Tie between candidates obtaining equal Total NTA scores in Paper 1: B.E./B.Tech will be resolved in the following manner in descending order: <ol style="list-style-type: none"> 1. NTA score in Mathematics, followed by 2. NTA score in Physics, followed by 3. NTA score in Chemistry, followed by 4. Candidate with less proportion of a number of attempted incorrect answers and correct answers in all the subjects in the Test, followed by 5. Candidate with less proportion of a number of attempted incorrect answers and correct answers in Mathematics in the Test, followed by 6. Candidate with less proportion of a number of attempted incorrect answers and correct answers in Physics in the Test, followed by 7. Candidate with less proportion of a number of attempted incorrect answers and correct answers in Chemistry in the Test followed by 8. Older in Age followed by 9. Application Number in ascending order 	

Paper 2A (B. Arch): Mathematics (Part-I) and Aptitude Test (Part-II) in Computer Based Test (CBT) mode only and Drawing Test (Part-III) in Pen and Paper Based (offline) mode, to be attempted on a drawing sheet of A4 size.

1.	Subject-wise distribution of Questions, Total Number of Questions, and Marks	Subject	Number of Questions	Marks
		Part I: Mathematics	20* (Section A) and 10* (Section B)	100
		Part II: Aptitude Test	50	200
		Part III: Drawing Test	02	100
		Total	82	400

**20 questions will be MCQs and 05 (five) questions will have answers to be filled as a numerical value. There will be negative marking for both Section A and Section B. For each question in Section B, a candidate has to enter the correct integer value of the answer using the mouse and the on-screen virtual numeric keypad in the place designated to enter the answer. The answer should be rounded off to the nearest integer.*

2.	Marking Scheme for MCQs	Correct Answer or the most appropriate Answer	Four marks (+4)
		Incorrect Answer/Multiple Answer	Minus one mark (-1)
		Unanswered /Marked for Review	No mark (0)
3.	(a) Marking Scheme for questions for which the answer is a Numerical value	Correct Answer or the most appropriate Answer	Four marks (+4)
		Incorrect Answer	Minus one mark (-1)
		Unanswered / Marked for Review	No mark (0)
	(b) Marking Scheme for Drawing Test (Part III)	Two questions are to be evaluated out of 100 marks.	
4.	Method of determining merit	Conversion of the raw score in Mathematics, Aptitude Test, Drawing Test, and Total into NTA Scores. Overall merit shall be prepared by merging the NTA Scores of both shifts of all days.	
5.	Method of resolving ties	Tie between candidates obtaining equal Total NTA scores in Paper 2A: B. Arch will be resolved in the following manner: 1. NTA score in Mathematics, followed by 2. NTA score in Aptitude Test, followed by 3. NTA score in Drawing Test, followed by 4. Candidate with less proportion of a number of attempted incorrect answers and correct answers in all the subjects in the Test, followed by 5. Candidate with less proportion of a number of attempted incorrect answers and correct answers in Mathematics (Part-I) in the Test, followed by 6. Candidate with less proportion of a number of attempted incorrect answers and correct answers in Aptitude Test (Part-II) in the Test followed by 7. Older in Age followed by 8. Application Number in ascending order	

Paper 2B (B. Planning) Part-I: Mathematics, Part-II: Aptitude Test, and Part-III: Planning-Based Questions in Computer-Based Test (CBT) mode only

1.	Subject-wise distribution of Questions, Total Number of Questions, and Marks	Subject	Number of Questions	Marks
		Part-I: Mathematics	20* (Section A) and 10* (Section B)	100
		Part-II: Aptitude Test	50	200
		Part-III: Planning	25	100
		Total	105	400

**20 questions will be MCQs and 05 (five) questions will have answers to be filled as a numerical value. There will be negative marking for both Section A and Section B. For each question in Section B, enter the correct integer value of the answer using the mouse and the on-screen virtual numeric keypad in the place designated to enter the answer. The answer should be rounded off to the nearest integer.*

2.	Marking Scheme for MCQs	Correct Answer or the most appropriate Answer	Four marks (+4)
		Incorrect Answer/Multiple Answer	Minus one mark (-1)
		Unanswered /Marked for Review	No mark (0)
3.	Marking Scheme for questions for which the answer is a Numerical value	Correct Answer or the most appropriate Answer	Four marks (+4)
		Incorrect Answer	Minus one mark (-1)
		Unanswered / Marked for Review	No mark (0)
4.	Method of determining merit	Conversion of the raw score in Mathematics, Aptitude Test, Planning Based Test, and Total into NTA Scores. Overall merit shall be prepared by merging NTA Scores of all shifts of all days.	
5.	Method of resolving ties	Tie between candidates obtaining equal Total NTA scores in B. Planning will be resolved in the following manner: <ol style="list-style-type: none"> 1. NTA score in Mathematics, followed by 2. NTA score in Aptitude Test, followed by 3. NTA score in Planning Based Questions, followed by 4. Candidate with less proportion of a number of attempted incorrect answers and correct answers in all the subjects in the Test, followed by 5. Candidate with less proportion of a number of attempted incorrect answers and correct answers in Mathematics (Part-I) in the Test, followed by 6. Candidate with less proportion of a number of attempted incorrect answers and correct answers in Aptitude Test (Part-II) in the Test, followed by 7. Candidate with less proportion of a number of attempted incorrect answers and correct answers in Planning Based Questions (Part-III) in the Test followed by 8. Older in Age followed by 9. Application Number in ascending order 	

Important Note:

(a) For Multiple Choice Questions: To answer a question, the candidates need to choose one option corresponding to the correct answer or the most appropriate answer. However, if any anomaly or discrepancy is found after the process of challenges of the key verification, it shall be addressed in the following manner:

- (i) Correct answer or the most appropriate answer: Four marks (+4)
- (ii) Any incorrect option marked will be given minus one mark (-1).
- (iii) Unanswered/Marked for Review will be given no mark (0).
- (iv) If more than one option is found to be correct then Four marks (+4) will be awarded to only those who have marked any of the correct options.

- (v) If all options are found to be correct then Four marks (+4) will be awarded to all those who have attempted the question.
- (vi) If none of the options is found correct or a Question is found to be wrong or a **Question is dropped then full marks will be awarded to all candidates who have appeared irrespective of the fact whether the question has been attempted or not attempted by the candidate.**

(b) For Numerical Value Questions:

There will be negative marking for Section B. However, if any anomaly or discrepancy is found after the process of challenges of the key verification, it shall be addressed in the following manner:

- i. Correct Answer: Four marks (+4)
- ii. Incorrect Answer: Minus one mark (-1)
- iii. Unanswered/Marked for Review: No mark (0).
- iv. If a question is found to be incorrect or **the Question is dropped then Four marks (+4) will be awarded to all those who have attempted the question.** The reason could be due to human error or technical error.
- v. Candidates are advised to do the calculations with the constants given (if any) in the questions. The answer should be rounded off to the nearest integer.

3.5 Duration of Test

The total time duration for Paper 1 (B.E. /B.Tech.) is given in the table below:

Paper	Subjects	Total Time Duration	
		For Non-PwD Candidates	*For PwD Candidates
Paper 1 (B.E./B.Tech.)	Physics, Chemistry, and Mathematics	3 hours	4 hours
*Note: - Compensatory time for PwD Candidates of 20 minutes for a one-hour examination			

Total time duration for Paper 2A (B. Arch), Paper 2B (B.Planning), and Paper 2A (B. Arch) & Paper 2B (B.Planning) both are given in the table below:

Paper	Subjects	Total Time Duration	
		For Non-PwD Candidates	*For PwD Candidates
Paper 2A (B.Arch) Only	Mathematics, Aptitude Test and Drawing Test	3 hours	4 hours
Paper 2B (B.Planning) Only	Mathematics, Aptitude Test, and Planning Based Questions	3 hours	4 hours
Paper 2A (B.Arch) and Paper 2B (B.Planning) both	Mathematics, Aptitude Test, Drawing Test, and Planning Based Questions	3 hours 30 minutes	4 hours 10 minutes
*Note: - Compensatory time for PwD Candidates is 20 minutes for one-hour examination			

3.6 Syllabus of Examination

The details of the syllabus are given on the website: <https://jeemain.nta.nic.in/>.

Moreover, to cater to the decision of different Boards across the country regarding the reduction in the syllabus, the NTA has decided to provide a choice in one Section of each Subject of Paper 1 and Part I of Paper 2A and 2B. However, the total number of questions to be attempted will remain the same (Physics -25, Chemistry – 25, and Mathematics – 25), wherever applicable.

(Refer to Appendix-VI for details).

CHAPTER 4

ELIGIBILITY AND QUALIFICATIONS

4.1 Age Criteria

For appearing in the JEE (Main) - 2023, there is **no age limit** for the candidates. The candidates who have passed the class 12/equivalent examination in 2021, 2022, or appearing in 2023 irrespective of their age can appear in JEE (Main) - 2023 examination. However, the candidates may be required to fulfill the age criteria of the Institute(s) to which they are desirous of taking admission.

4.2 List of Qualifying Examinations (QE)

- i. The **final examination of the 10+2 system**, conducted by any recognized Central/ State Board, such as the Central Board of Secondary Education, New Delhi; Council for the Indian School Certificate Examinations, New Delhi; etc.
- ii. **Intermediate or two-year Pre-University** examination conducted by a recognized Board/ University.
- iii. **Final examination of the two-year course** of the Joint Services Wing of the National Defence Academy
- iv. **Senior Secondary School Examination** conducted by the National Institute of Open Schooling with a minimum of **five** subjects.
- v. Any Public School/ Board/ University examination in India or any foreign country is recognized as **equivalent to the 10+2 system** by the **Association of Indian Universities (AIU)**.
- vi. **Higher Secondary Certificate Vocational Examination.**
- vii. **A Diploma recognized by AICTE or a State board** of technical education of at least 3 years duration.
- viii. **General Certificate Education (GCE)** examination (London/Cambridge/Sri Lanka) at the **Advanced (A) level.**
- ix. **High School Certificate Examination of the Cambridge University or International Baccalaureate Diploma of the International Baccalaureate Office, Geneva.**
- x. Candidates who have completed the Class 12 (or equivalent) examination outside India or from a Board not specified above should produce a certificate from the **Association of Indian Universities (AIU)** to the effect that the examination they have passed is equivalent to the Class 12 Examination.
- xi. In case the Class 12 Examination is not a public examination, the candidate must have passed at least one public (Board or Pre-University) examination earlier.

4.3 Year of Appearance in Qualifying Examination

Only those candidates who have passed the Class 12/equivalent examination in **2021, 2022, or those who are appearing in Class 12/equivalent examination in 2023**, are eligible to appear in JEE (Main) - 2023.

Candidates who passed the Class 12/equivalent examination in 2020 or before as well as those who will appear in such examination in 2024 or later are **not eligible to appear in JEE (Main) - 2023**.

4.4 State of Eligibility

State code of eligibility means the code of the State from where the candidate has passed Class 12 (or equivalent) qualifying examination by virtue of which the candidate becomes eligible to appear in JEE (Main) - 2023. It is important to note that the State code of eligibility does NOT depend upon the native place or the place of residence of the candidate. For example, if a candidate appears for the Class 12 (or equivalent) qualifying examination from an Institution situated in New Delhi and is a resident of Noida, Uttar Pradesh, then the candidate's State code of eligibility will be that of Delhi and **NOT** that of Uttar Pradesh.

If a candidate has passed the Class 12 (or equivalent) qualifying examination from one State but appeared for improvement from another State, the candidate's State code of eligibility will be from where the candidate first passed the Class 12 (or equivalent) examination and NOT the State from where the candidate has appeared for improvement.

Candidate passed/appearing for Class 12 from NIOS should select the State of Eligibility according to the State in which the study Centre is located.

For Indian nationals passing the Class 12 (or equivalent) examination from Nepal/Bhutan, the State code of eligibility will be determined based on a permanent address in India as given in the passport of the candidate.

The State code of eligibility of OCI passing Class 12 (or equivalent) examination in India is at par with Indian nationals. However, OCI passing the Class 12 (or equivalent) examination from an institution abroad are eligible for Other State quota seats or All India quota seats (but NOT for Home State quota seats) in all NITs, IITs and Other-CFTIs.

CHAPTER 5
RESERVATIONS

5.1 Indian nationals belonging to certain categories are admitted under the seats reserved for them in accordance with the rules prescribed by the Government of India. The categories and the extent of reservation are as follows:

- General category belonging to **Economically Weaker Section (GEN- EWS) – 10%** of seats in every course. The benefit of reservation will be given only to those General category candidates who satisfy the conditions given in the **OM No. 20013/01/2018-BC-II dated 17 January 2019**, issued by the Ministry of Social Justice and Empowerment. The criteria for **GEN-EWS** will be as per the prevailing norms and/or notifications of the Government of India.
- Other Backward Classes belonging to the **Non-Creamy Layer (OBC- NCL) – 27%** of seats in every course.
 - i. OBCs should be listed in the current updated central list of OBCs (<http://www.ncbc.nic.in>).
 - ii. OBCs present in the State list but **not** covered in the central list of OBCs (as per the list in <http://www.ncbc.nic.in>) are **NOT** eligible to claim the reservation.
 - iii. The criteria for OBC-NCL will be as per the notification of the Government of India.
 - iv. Candidates belonging to the creamy layer of OBC are **NOT** entitled to reservation. Such candidates are treated as belonging to the general (GEN), i.e. unreserved category, and they will be eligible only for the OPEN seats – the seats for which all candidates are eligible.
- **Scheduled Caste (SC) – 15%** of seats in every course.
- **Scheduled Tribe (ST) – 7.5%** of seats in every course.
- **Persons with Disability (PwD) – 5%** seats in each of the GENERAL, GEN-EWS, OBC-NCL, SC, and ST category seats.
 - i. Candidates with at least 40% impairment irrespective of the type of disability shall be eligible for the benefits of the PwD category.
 - ii. Leprosy-cured candidates who are otherwise fit to pursue the courses are also included in this category.
 - iii. Candidates with less than 40% disability, but difficulty in writing, as prescribed by the Competent authority, are also included in this category.

5.1.1. For Candidates claiming to the GEN-EWS category

GEN-EWS certificate (**Annexure-IA**) needs to be uploaded in the Online Application Form of JEE (Main) – 2023 which should have been issued on or after **01 April 2022** in consonance with the latest guidelines of the Government of India. If any GEN-EWS candidate fails to submit the GEN-EWS certificate (issued on or after **01 April 2022**) at the time of online registration, the candidate has to upload a declaration [Declaration in Lieu of Gen-EWS Certificate at **Annexure-IB**] to that effect (Reference: **No.F.No.20013/01/2018-BC-II**).

5.1.2 For Candidates claiming to the OBC-NCL category

OBC-NCL certificate (**Annexure-IIA**) needs to be uploaded in the Online Application Form of JEE (Main) – 2023 which should have been issued on or after **01 April 2022**, in consonance with the latest guidelines of the Government of India. If any OBC-NCL candidate fails to upload the OBC- NCL certificate (issued on or after **01 April 2022**) at the time of online registration, the candidate has to upload a declaration [Declaration in Lieu of OBC-NCL Certificate as per **Annexure-IIB**] to that effect. Visit <http://www.ncbc.nic.in> for the latest guidelines and updates on the Central List of State-wise OBCs.

5.1.3. For Candidates claiming to the SC or ST category

Caste (for SC) or tribe (for ST) certificate (**Annexure III**) needs to be uploaded in the Online Application Form of JEE (Main) – 2023, as per the latest guidelines of the Government of India.

5.1.4 (a) Guidelines for conducting written examination for Persons with Benchmark Disabilities above 40% vide letter dated 29 August 2018 from Ministry of Social Justice and Empowerment

Provisions relating to Persons with Disability (PwD):

As per Section 2(t) of the RPwD Act, “Persons with Disability (PwD)” means a person with long-term physical, mental, intellectual, or sensory impairment which, in interaction with barriers, hinders his full and effective participation in society equally with others.

According to Section 2(r) of the RPwD Act, 2016, “persons with benchmark disabilities” means a **person with not less than forty percent (40%) of a specified disability** where specified disability has not been defined in measurable terms and includes a person with disability where specified disability has been defined in measurable terms, as certified by the certifying authority.

Facilities for PwD candidates to appear in the exam

As per the guidelines issued by the Department of Empowerment of Persons with Disabilities (Divyangjan) under the Ministry of Social Justice and Empowerment issued from time to time on the subject: “Written Examination for Persons with Benchmark Disabilities”, for the candidate with one of the benchmark disabilities [as defined in Section 2(r) of RPwD Act, 2016], holding a Disability Certificate in the prescribed format in the Rights of Person with Disabilities Rules, 2017 (link: https://upload.indiacode.nic.in/showfile?actid=AC_CEN_25_54_00002_201649_1517807328299&type=rule&filename=Rules_notified_15.06.pdf).

- a. *The facility of Scribe*, in case he/she has a **physical limitation and a scribe is essential to write the examination on his/her behalf**, being so certified in the aforesaid format by a CMO/Civil Surgeon/ Medical Superintendent of a Government Health Care Institution.
- b. *Compensatory time* of **one hour** for examination of **three hours** duration, whether such candidate uses the facility of Scribe or not.

Services of a Scribe

As per the office memorandum of the Ministry of Social Justice and Empowerment (Reference: F.No. 34-02/2015-DD-III dated August 29, 2018), the PwD candidates who are visually impaired OR have a disability in the upper limbs OR have lost fingers/hands thereby preventing them from properly operating the Computer Based Test platform may avail the services of a scribe (amanuensis).

The scribe will help the Candidate in reading the questions and/or keying in the answers as per the directions of the Candidate. A scribe will NEITHER explain the questions NOR suggest any solutions.

*PwD candidates who desire to avail the services of a scribe need to opt for this during the online registration of JEE (Main) – 2023. If a candidate desires to bring his/her own Scribe, then he/she should submit a Letter of undertaking for using own Scribe as per the format available at **Annexure V**.*

*It is to be noted that the Scribe may be provided by the **National Testing Agency (NTA)**, if requested in the online Application Form of JEE (Main) - 2023.*

If it is found at any stage that a candidate has availed the services of a scribe and/or availed the compensatory time, but does not possess the extent of disability that warrants the use of a scribe and/or grant of compensatory time, the candidate will be excluded from the process of evaluation, ranking, counselling, and admission. In case such a candidate has already been admitted to any Institution, the admission of the candidate will be cancelled.

The NTA does not guarantee any change in the category or sub-category (PwD status) after the submission of the Online Application Form, and in any case, no change will be entertained by NTA after the declaration of NTA Score for JEE (Main) - 2023. The category/sub-category (PwD status) entered in the JEE (Main) Database by the candidate will be used for the JEE (Advanced). Therefore, the candidates are advised to fill in the category/sub-category column very carefully.

Note:

1. The minimum degree of disability should be **40% (Benchmark Disability)** in order to be eligible for availing reservation for persons with specified disability.
2. The extent of “specified disability” in a person shall be assessed in accordance with the “Guidelines for the purpose of assessing the extent of specified disability in a person included under the **Rights of Persons with Disabilities Act, 2016 (49 of 2016)**” notified in the Gazette of India by the Ministry of Social Justice and Empowerment [Department of Empowerment of Persons with Disabilities (Divyangjan)] on 4 January 2018.
3. No change in the category will be entertained after the last date specified by NTA for JEE (Main) - 2023 Registration.

Candidates must note that the benefit of reservation will be given to them subject to verification of documents. If it is discovered at any stage that a candidate has used a false/fake/incorrect document, or has furnished false, incorrect, or incomplete information, in order to avail the benefit of reservation, then such a candidate shall be excluded from all admission processes. In case such a candidate has already been given admission, the admission shall stand cancelled.

5.1.4 (b) Guidelines for conducting written examination for persons with specified disabilities covered under the definition of Section 2(s) of the RPwD Act, 2016 but not covered under the definition of Section 2(r) of the said Act, i.e. persons having less than 40% disability and having difficulty in writing

- I. These guidelines may be called as Guidelines for conducting written examination for persons with specified disabilities covered under the definition of Section 2(s) of the RPwD Act, 2016 but not covered under the definition of Section 2(r) of the said Act, i.e. persons having less than 40% disability and having difficulty in writing.
- II. The facility of scribe and/or compensatory time shall be granted solely to those having difficulty in writing subject to production of a certificate to the effect that person concerned has limitation to write and that scribe is essential to write examination on his/her behalf from the competent medical authority of a Government healthcare institution as per proforma at **Annexure-IV**.
- III. The medical authority for the purpose of certification as mentioned in point (II) above should be a multi-member authority comprising the following:-
 - i. Chief Medical officer/Civil Surgeon/Chief District Medical Officer.....Chairperson
 - ii. Orthopaedic/PMR specialist
 - iii. Neurologist, if available*
 - iv. Clinical Psychologist/Rehabilitation Psychologist/ Psychiatrist/Special Educator
 - v. Occupational therapist, if available*
 - vi. Any other expert based on the condition of the candidate as may be nominated by the Chairperson. (* the Chief Medical Officer/Civil Surgeon/Chief District Medical Officer may make full efforts for inclusion of neurologists, occupational therapist from the nearest District or the Medical College/Institute, if the same is not available in the District)"
- IV. Compensatory time not less than 20 minutes per hour of the examination should be allowed for persons who are eligible for getting scribe. In case the duration of the examination is less than an hour, then the duration of the compensatory time should be allowed on pro-rata basis. Compensatory time should not be less than 5 minutes and should be in the multiple of 5.

- Physical Disability certificate (Unique Disability Identification (UDID) issued by the notified medical authority needs to be uploaded in the Online Application Form of JEE (Main) – 2023.

5.2 In the case of the Institutes run/aided/recognized by State Governments, the reservation policy of the respective State Governments shall be applicable.

Notes:

1. The benefit of reservation for admission to NITs/IITs and CFTIs shall be given only to those classes/castes/tribes which are in the respective Central List published by the Government of India from time to time.
2. *The benefit of reservation will be given only to those castes and tribes that are mentioned in the respective central list of corresponding states published by the Government of India (websites: <http://socialjustice.nic.in> and <https://ncst.nic.in>).*

CHAPTER 6
CHOICE OF CITIES

The Cities where the JEE (Main) – 2023 will be conducted are given in **Appendix I**. While applying, candidates have to **select any four cities of their choice**. Efforts will be made to allot the city of examination to the candidates in order of choice opted by them in their online Application Form. **However, due to administrative/logistic reasons, a different city can be allotted.**

In case, there are very few candidates registered from a City, the NTA reserves the right to merge one, two, or more cities.

The decision of the NTA regarding the allotment of the City/Centre shall be final. No further correspondence or request shall be entertained in such a case.

While filling up the Online Application Form, candidates should select **four Convenient Cities** from **Appendix I** as their Choice of Cities for the exam Centre in order of their priority.

Choice of Centre Cities will be limited to the **State of Permanent Address or State of Present Address only**.

For convenience, the candidates may select their own city or neighbouring cities in their State of Residence only and not for far away cities in other States. NTA will not be responsible for any inconvenience due to the incorrect selection of cities by the candidates.

In case, the number of candidates opting for a city as centre with a regional language is less than a certain minimum, candidates may be allotted Centre in another city irrespective of the city opted by the candidates for appearing in the examination.

Though every effort will be made to allot a Centre in one of the cities selected by the candidate, the NTA reserves the right to allot a centre in a city other than the candidate's choice.

Allotment of Centres will be done mostly in one of the preferred cities of the candidates and there will be no human intervention.

Note: All efforts will be made by NTA to consider the comfort and convenience of candidates, including PwD Candidates while allotting Centres.

**CHAPTER 7
PARTICULARS TO BE FILLED IN THE ONLINE APPLICATION FORM**

The Columns to be filled in the Online Application Form of JEE (Main) – 2023 are as follows. All labels for the particulars will be bilingual. All candidates shall fill up the information as given below:

S. No.	Page	Section	Fields	Remarks	
1	Registration Form	Personal Details	Candidate Name		
2			Father / Guardian Name		
3			Mother / Guardian Name		
4			Candidate's Date of Birth		
5			Gender		
6			Identity Type		
7			Identification Number		
8		Present Address		Address	
9				Locality	Optional
10				City/Town/Village	
11				Country	From Drop Down
12				State	From Drop Down
13				District	From Drop Down
14				Pincode	
15				Email Address	
16				Confirm Email Address	
17				Parent / Guardian Email Address	
18				Parent / Guardian Mobile Number	
19				Confirm Mobile Number	
20				Confirm e-mail address	
21				Alternative Contact no	
22		Permanent Address		Address	
23				Locality	Optional
24				City/Town/Village	
25				Country	From Drop Down
26				State	From Drop Down
27				District	From Drop Down
28		Pincode			
29	Choose Password		Password		
30			Confirm Password		
31			Security Question		
32			Security Answer		
33	Security Pin		Security Pin	to be entered as displayed on the screen	
34	Application Form	Personal Details	Candidate Name		
35			Candidate's Date of Birth		
36			Gender		
37			Father Name		
38			Mother Name		

Information Bulletin: Joint Entrance Examination (Main) - 2023

39			Nationality	
40			State/ UT from where 12th/ Equivalent Passed/ Appearing	
41			Category	
42			If you are a PwD candidate, do you have benchmark disability (40% or more)?	
43			Type of Disability	only visible if PwD is yes
44			Do you need a scribe (as the criteria given in the Information Bulletin)	only visible if PwD is yes
45			Are you Diabetic?	
46			Place of residence (Rural or Urban)	
47			Annual Family Income	From Drop Down
48			Mode of Preparation	From Drop Down
49			Medium of Schooling in Qualifying Examination	
50		Aadhar Details	Aadhar Details	
51		Exam and Center Details	Applying for	All permissible combinations of Paper 1 and Paper 2 (From Drop Down)
52			Session(s) of Exam Applying For	
53			Question Paper Medium	From Drop Down
54			Exam State - City Choice 1	From Drop Down
55			Exam State - City Choice 2	From Drop Down
56			Exam State - City Choice 3	From Drop Down
57			Exam State - City Choice 4	From Drop Down
58			Qualification Details (for class 10th or equivalent)	Pass Status
59		Year of Passing/Appearing		
60		Qualifying Exam		10th or Equivalent (pre-filled)
61		Place of schooling (Rural or Urban)		
62		Type of School/College		From Drop Down
63		Qualifying Examination State of School/College		From Drop Down
64		Qualifying Examination District of School/College		From Drop Down
65		School Board		From Drop Down
66		Result Mode		From Drop Down
67		Maximum Grade Point		visible if the result mode selected is CGPA
68		CGPA Obtained		
69		CGPA		
70		Total Marks		visible if result mode selected is the percentage
71		Obtained Marks		
72		Marks(%)		

Information Bulletin: Joint Entrance Examination (Main) - 2023

73			Roll Number			
74			School/College Name address			
75			School/College Pincode			
76			Pass Status			
77			Year of Passing/Appearing			
78			Qualifying Exam	12th or equivalent (pre-filled)		
79			Place of schooling (Rural or Urban)			
80			Type of School/College	From Drop Down		
81			Qualifying Examination State	From Drop Down		
82			Qualifying Examination District	From Drop Down		
83			School Board	From Drop Down		
84			Result Mode	From Drop Down		
85			Maximum Grade Point	visible if the result mode selected is CGPA		
86			CGPA Obtained			
87			CGPA			
88			Total Marks	visible if result mode selected is the percentage		
89			Obtained Marks			
90			Marks(%)			
91			Roll Number			
92			School/College Name address			
93			School/College Pincode			
94			Additional Details	Are you a Twin		
95				Name of other Brother/Sister as per Class X Certificate	only visible if 'Are you a Twin' is yes	
96				Roll Number of Class 10th or its equivalent of the Twin	only visible if 'Are you a Twin' is yes	
97			Parents Income Details	Father Qualification	Mandatory	
98				Father Occupation	Mandatory	
99				Mother Qualification	Mandatory	
100				Mother Occupation	Mandatory	
101				Guardian Qualification	Mandatory	
102				Guardian Occupation	Mandatory	
103			Document upload	Upload images	Candidate's photograph	The size of the scanned photograph should be between 10 kb to 200 kb
104					Candidate's signature	The size of the scanned signature should be between 4 kb to 30 kb
105					Category certificate	The size of the scanned copy of the Category certificate (SC/ST/OBC/EWS etc.) should be in pdf between 50kb to 300kb
106					PwD certificate	The size of the scanned copy of the PwD certificate should be in pdf between 50 kb to 300 kb

**CHAPTER 8
ADMIT CARD**

e-Admit Card

The e-Admit Card would be issued provisionally to the candidates through the NTA website: <https://jeemain.nta.nic.in/>, subject to the fulfillment of the eligibility conditions and receipt of the prescribed application fee by NTA.

The candidate has to download the Admit Card from the NTA website. The candidate will appear in the examination at the given Centre on the date and shift/timing as indicated in his/her e-Admit Card.

No candidate will be allowed to appear at the examination Centre, on the date and shift/time other than that allotted to him/her in his/her Admit Card.

In case a candidate is unable to download his/her Admit Card from the website, he/she should approach the NTA Help Line Number: **011-40759000 between 10.00 A.M. to 05.00 P.M.**

The candidates are advised to read the instructions on the Admit Card carefully and strictly follow them during the examination.

In case of any discrepancy in the particulars of the candidate or his/her photograph and signature shown in the e-Admit Card and Confirmation Page, the candidate may immediately **approach the NTA Help Line from 10.00 A.M. to 5.00 P.M.** In such a case, the candidate would appear in the examination with the already downloaded Admit Card. However, NTA will take necessary action to make corrections in the record later.

The Admit Card for Session 1 of the examination may be available for download in the Third week of January 2023. The timing for downloading the Admit Card for subsequent Sessions of the examination will be announced on the NTA website (<https://jeemain.nta.nic.in/>)

Note:

- a. *The Candidates may please note that Admit Cards will not be sent by post.*
- b. *In no case, the duplicate Admit Card for Joint Entrance Examination (Main) - 2023 would be issued at the Examination Centres.*
- c. *The candidates must not mutilate the Admit Card or change any entry made therein.*
- d. *Candidates are advised to preserve their Admit Cards in good condition for future reference.*
- e. *No Admit Card shall be issued to the candidates whose applications are found to be incomplete for any reasons (including indistinct/ doubtful photographs/unsigned Applications) or who do not fulfill the eligibility criteria for the examination.*
- f. *Issue of Admit Cards, however, shall not necessarily mean acceptance of eligibility which shall be further scrutinized at subsequent stages of the admission process.*

CHAPTER 9
SCHEDULE OF EXAMINATION

Schedule of Examination

Dates of Examination	<p><i>Session 1: 24, 25, 27, 28, 29, 30, and 31 January 2023</i> <i>Session 2: 06, 07, 08, 09, 10, 11, and 12 April 2023</i></p> <p>(Exact date, shift, and city of examination for Paper 1: B.E./B. Tech and Paper 2A: B. Arch and Paper 2B: B. Planning will be made available to the Candidates on their Admit Cards)</p>		
Mode of Examination	Paper 1: B.E./B.Tech	“Computer Based Test (CBT)” mode only	
	Paper 2A: B.Arch.	Part-I: Mathematics and Part-II: Aptitude Test in Computer Based Test (CBT) mode only	
		Part-III: Drawing Test in “Pen and Paper” (offline) mode, to be attempted on the Drawing sheet of A4 size.	
Paper 2B: B. Planning	Part-I: Mathematics Part-II: Aptitude Test, and Part-III: Planning Based MCQs in “Computer Based Test (CBT)” mode only		
Timing of Examination	Duration of Examination	First Shift	Second Shift
	For 3 Hours	09.00 A.M. to 12.00 Noon (IST)	03.00 P.M. to 06.00 P.M. (IST)
	For 3 Hours 30 Minutes	09.00 A.M. to 12.30 P.M. (IST)	03.00 P.M. to 06.30 P.M. (IST)
Entry in the Examination Centre/Hall/Room, frisking, biometric registration/ record of manual attendance by Invigilator, document verification/cross-checking of Admit Card, signature, and photo match to be completed by Invigilator, etc.	07.00 A.M.. to 08.30 A.M.		01.00 P.M. to 02.30 P.M.
Instructions by the Invigilator(s)	08.30 A.M. to 08.50 A.M.		02.30 P.M. to 02.50 P.M.
Candidates log in to read instructions	08.50 A.M.		02.50 P.M.
Test Commences	09.00 A.M.		03.00 P.M.

Note: The duration of examination for B.Arch. and B.Planning (both) is $3\frac{1}{2}$ hrs.

CHAPTER 10

IMPORTANT INSTRUCTIONS FOR THE CANDIDATES

1. Candidates are advised to report at the Examination Center well on time i.e. **02 hours** before the commencement of the examination.
2. Candidates should take their seats immediately after the opening of the Examination Hall. If the candidates do not report on time due to any reason i.e. traffic jam, train/bus delay, etc, they are likely to miss some of the important instructions to be announced in the Examination Rooms/Halls. The NTA shall not be responsible for any delay.
3. The candidate must show, on-demand, the Admit Card downloaded/printed from the NTA website for admission in the examination room/hall. The Test Centre Staff on duty is authorized to verify the identity of candidates and may take steps to verify and confirm the identity credentials. Candidates are requested to extend their full cooperation. Candidates who do not possess valid Admit Cards and authorized Photo IDs shall not be permitted to take the examination under any circumstances by the Centre Superintendent.
4. A seat indicating Roll Number will be allotted to each candidate. Candidates should find and sit in their allocated seats only. In case a candidate ventures to change his/her seat and does not sit on the seat allotted to him/her could face cancellation of candidature. No plea would be entertained in this regard.
5. The candidate should ensure that the Question Paper available on the computer is as per his/her opted subject indicated in the Admit Card. In case, the subject of the Question Paper is other than his/her opted subject, the same may be brought to the notice of the Invigilator concerned.
6. The candidates may approach the Centre Superintendent/Invigilator in the room for any technical assistance, first aid emergency, or any other information during the course of the examination.
For any queries or issues regarding Computer Based Test, the candidates may contact on Helpline Numbers available on Joint Entrance Examination (Main) website.
7. In case a candidate, by furnishing false information, appears in more than one shift/date, his candidature will be cancelled and his result will not be declared.
8. For those who are unable to appear on the scheduled date of the test for any reason, a re-test shall not be held by the NTA under any circumstances.

Note: Candidates shall appear at their own cost at the Centre on the Date and Shift as indicated in their Admit Card issued by the NTA. Under no circumstances the choice of cities for the Centre and shift provided in the Admit Card shall be changed.

Candidates **MUST** bring the following documents on the day of examination at the test centre. Candidates who will not bring these will not be allowed to sit for the examination.

- a. Print copy of Admit Card along with Self Declaration (Undertaking) downloaded from the NTA Website (a clear printout on A4 size paper) duly filled in.
- b. One passport size photograph (same as uploaded on the Online Application Form) for pasting on the specific space in the Attendance Sheet at Centre during the examination.
- c. Any one of the authorized photo IDs (must be original, valid, and non-expired) – School Identity Card/ PAN card/ Driving License/ Voter ID/ Passport/ Aadhaar Card (With photograph)/E-Aadhaar with photograph/ Ration Card with photograph/ Class 12 Board Admit Card with photograph/ Bank Passbook with Photograph.
- d. PwD certificate issued by the authorized medical officer, if claiming the relaxation under PwD category
or
PwD Certificate regarding physical limitation in an examination to write as per Annexure given in Information Bulletin, if claiming the relaxation under PwD category.
- e. A simple transparent Ball Point Pen.

ROUGH WORK

All calculations/writing work is to be done only in the Rough Sheet provided at the Test Centre in the Examination Room/Hall and on completion of the test, candidates must hand over the Rough Sheets to the Invigilator on duty in the Room/Hall.

CHAPTER 11

UNFAIR MEANS PRACTICES AND BREACH OF EXAMINATION RULES

11.1 Definition

Unfair Means practice is an activity that allows a candidate to gain an unfair advantage over other candidates. It includes, but is not limited to:

- a) Being in possession of any item or article which has been prohibited or can be used for unfair practices including any stationery item, communication device, accessories, eatable items, ornaments, or any other material or information relevant or not relevant to the examination in the paper concerned;
- b) Using someone to write an examination (impersonation) or preparing material for copying;
- c) Breaching examination rules or any direction issued by NTA in connection with JEE (Main) - 2023 examination from time to time;
- d) Assisting other candidates to engage in malpractices, giving or receiving assistance of any kind directly or indirectly or attempting to do so;
- e) Contacting or communicating or trying to do so with any person, other than the Examination Staff, during the examination time in the Examination Centre;
- f) Threatening any of the officials connected with the conduct of the examination or threatening any of the candidates;
- g) Using or attempting to use any other undesirable method or means in connection with the examination;
- h) Manipulation and fabrication of online documents viz. Admit Card, Rank Letter, Self-Declaration, etc.;
- i) Forceful entry in /exit from Examination Centre/Hall;
- j) Use or attempted use of any electronic device after entering the Examination Centre;
- k) Affixing/uploading of wrong/morphed photographs/signatures on the Application Form/Admit Card/Proforma;
- l) Creating obstacles in the smooth and fair conduct of the examination.
- m) Any other malpractices declared as Unfair Means by the NTA.
- n) ***Any candidate with more than one Application Number (more than one SCORE CARDS) will be treated as UFM, even if found at a later stage, and strict action will be taken against that Candidate.***

11.2 Punishment for using Unfairmeans practices

During the course of, before, or after the examination if a candidate indulges in any of the above or similar practices, he/she shall be deemed to have used unfair practices and booked under the UNFAIR MEANS (U.F.M.) case. **The candidate may be debarred for 3 years in the future and shall also be liable for criminal action and /or any other action as deemed fit.**

11.3 Cancellation of Result

The result of **JEE (Main) - 2023** of the candidate(s) who indulge in Unfair means Practices will be cancelled and will not be declared. Similarly, the result of those candidates who appear from the Centre other than the one allotted to them or allow another candidate/person to write the examination on his behalf will be cancelled. No plea will be entertained in this regard.

CHAPTER 12
DISPLAY OF ANSWER KEY FOR CHALLENGE

12.1 Display of Answer Key for Challenges

1. The NTA will display the Provisional Answer Key of the questions on the NTA website: <https://jeemain.nta.nic.in/>, with a Public Notice, issued to this effect on the said website, to provide an opportunity to the candidates to challenge the Provisional Answer Keys with a non-refundable online payment of ₹ 200/- per question challenged as processing charges. The provisional Answer Keys are likely to be displayed for two to three days.
2. Only paid challenges made during the stipulated time through the key challenge link will be considered. Challenges without justification/evidence and those filed on any other medium other than the prescribed link will not be considered.
3. The NTA decision on the challenges shall be final and no further communication will be entertained. NTA will not inform the Candidates individually about the outcome of the challenges made.
4. The subject experts will examine all the challenges received and then a final answer key will be displayed and declared.
5. **The result will be compiled based on the final answer key declared. No grievance with regard to answer key(s) after the declaration of result/NTA Score of JEE (Main) - 2023 will be entertained.**

12.2 Display of Question Paper attempted and Recorded Responses

The NTA will display the recorded responses and Question Papers attempted by the candidates on the NTA website <https://jeemain.nta.nic.in/> prior to the declaration of the result/NTA Score. The recorded responses are likely to be displayed for two to three days.

CHAPTER 13

JEE (MAIN) NTA SCORE FOR B.E./B.TECH, B.ARCH AND B.PLANNING

13.1 JEE (Main) NTA Score for B.E./B.Tech, B.Arch, and B.Planning

- a) Evaluation of multiple-choice questions of B.E./B.Tech, B.Arch, and B.Planning will be carried out using final answer keys and the raw (actual) marks obtained by a candidate will be considered further for computation of the result of JEE (Main) - 2023.
- b) For multi-shift papers, raw (actual) marks obtained by the candidates in different shifts/sessions will be converted to NTA Score.
- c) **The detailed procedure for the compilation of the NTA Score is available on NTA Website and also in the Appendix-V of the Information Bulletin.**

13.2 Compilation and display of Result of Paper-1 (B.E./B.Tech.) of JEE (Main) - 2023:

a) **Compilation and display of NTA Score for Session 1 of Paper-1 (B.E. /B.Tech.):**

Since Session 1 of JEE (Main) - 2023 B.E./B.Tech will be conducted in multi-shifts, NTA scores will be calculated corresponding to the raw (actual) marks obtained by a candidate. The calculated NTA scores for all the shifts will be declared on the NTA website(s). This will comprise the NTA scores for each of the three subjects (Mathematics, Physics, and Chemistry) and the total in B.E./B.Tech of Session 1 of Paper 1 of JEE (Main) – 2023.

b) **Compilation of NTA Score for Session 2 of Paper 1 (B.E. /B.Tech.):**

Similarly, Session 2 of JEE (Main) - 2023 B.E./B.Tech will be conducted in multi-shifts, NTA scores will be calculated corresponding to the raw (actual) marks obtained by a candidate. The calculated NTA scores for all the shifts will comprise the two NTA scores for each of the three subjects (Mathematics, Physics, and Chemistry) and the total in B.E./B.Tech of Session 2 of Paper 1 of JEE (Main) – 2023.

c) **Compilation and display of results including overall Merit List/Ranking of Paper 1 (B.E. /B.Tech.):**

The NTA scores for each of the candidates in Total in B.E./B.Tech for Session 1 as well as for Session 2 of JEE (Main) - 2023 will be merged for compilation of results and preparation of the overall Merit List/Ranking. **The best of the two NTA Scores (Total) will be considered for further processing for those candidates who appeared in both sessions.**

In case of a tie, i.e. when two or more candidates obtain equal Total NTA Score in JEE (Main)-2023, inter-se merit of such candidates shall be determined as per “**Method of resolving ties**” given in Chapter 3 for Paper 1.[3.4 (5)]

The NTA scores and rank of B.E./B.Tech of JEE (Main) – 2023 for all candidates who appeared in Session 1 as well as in Session 2 for JEE (Main) - 2023 will be declared on the NTA website(s). This shall comprise of the NTA scores obtained by the candidate in Session 1, NTA scores obtained in Session 2, and NTA scores for those who appeared in both sessions (**best of the two Total NTA scores**) along with the status of those who qualify for appearing in JEE (Advanced) – 2023 provided and subject

to other conditions of eligibility being met. The rank shall comprise the **All India rank** and the **All India category rank**.

13.3 Compilation and display of Result of Paper 2A (B. Arch) or Paper-2B (B. Planning) of JEE (Main)-2023:

a) Compilation and display of NTA Score for Session 1 of Paper 2A (B. Arch) or Paper 2B (B. Planning):

Since Session 1 of JEE (Main) - 2023 Paper-2A (B. Arch) or Paper-2B (B. Planning) will be conducted in multi-shifts, NTA scores will be calculated corresponding to the raw (actual) marks obtained by a candidate. The calculated NTA scores for all the shifts will be declared on the NTA website(s). This will comprise the NTA scores for each of the three parts (Mathematics, Aptitude Test, and Drawing Test or Planning Based Test) and the total in Paper 2A (B. Arch) or Paper 2B (B. Planning) of Session 1 of JEE (Main) – 2023.

b) Compilation of NTA Score for Session 2 of Paper 2A (B. Arch) or Paper 2B (B. Planning):

Similarly, Session 2 of JEE (Main) - 2023 Paper 2A (B. Arch) or Paper 2B (B. Planning) will be conducted in multi-shifts, NTA scores will be calculated corresponding to the raw (actual) marks obtained by a candidate. The calculated NTA scores for all the shifts will comprise the NTA scores for each of the three parts (Mathematics, Aptitude Test, and Drawing Test or Planning Based Test) and the total in Paper 2A (B. Arch) or Paper 2B (B. Planning) of Session 2 of JEE (Main) – 2023.

c) Compilation and display of result including overall Merit List/ Ranking of Paper 2A (B. Arch) or Paper 2B (B. Planning):

The NTA scores for each of the candidates in Total in Paper 2A (B. Arch) or Paper 2B (B. Planning) for Session 1 as well as for Session 2 of JEE (Main)-2023 will be merged for compilation of results and preparation of overall Merit List/Ranking. The best of the two NTA Scores (Total) will be considered for further processing for those candidates who appeared in both sessions.

In case of a tie, i.e. when two or more candidates obtain equal Total NTA Score in JEE(Main)-2023, inter-se merit of such candidates shall be determined as per “**Method of resolving ties**” given in Chapter- 3 for Paper-2A (B. Arch) or Paper-2B (B. Planning). [3.4 (5) Part 2].

The NTA scores and rank of Paper-2A (B. Arch) or Paper-2B (B. Planning) of JEE (Main) – 2023 for all candidates who appeared in Session 1 as well as in Session 2 for JEE (Main) - 2023 will be declared on the NTA website(s). This shall comprise of the NTA scores obtained by the candidate in Session 1, NTA scores obtained in Session 2, and NTA scores for those who appeared in both sessions (best of the two Total NTA scores). The rank shall comprise **All India rank** and **All India category rank**.

A copy of the Final Scorecard of JEE (Main) – 2023 will be sent to the registered e-mail address of the Candidates.

Note:

- 1 *The All India Rank shall be compiled and declared after conduct of Session 2 of JEE (Main) - 2023 Examination.*
- 2 *No Score/Rank Card will be dispatched to the candidates and the candidates are advised to download their Score/Rank Cards from the JEE (Main) website: www.nta.ac.in/, <https://jeemain.nta.nic.in/> only.*
- 3 *There shall be no provision for re-valuation/re-checking of the Score. No correspondence in this regard shall be entertained.*
- 4 *Only the All India Rank (AIR) is used for admissions through Central Seat Allocation Board (CSAB)/Joint Seat Allocation Authority (JoSAA) to NITs/ IITs/ CFTIs/ SFIs/ Others.*
- 5 *All participating Institutions that do not use the Centralized Seat Allocation Process will prepare their own ranking based on the performance in JEE (Main) - 2023 and other criteria as decided by them.*
- 6 *The National Testing Agency (NTA) is an examination conducting body and not an admission giving authority. Therefore, NTA does not collect the information regarding the total number of seats available in the institutions, or the eligibility and reservation criteria followed by the institutions.*

13.4. Re-Evaluation/Re-Checking of Result

There shall be no re-evaluation/re-checking of the result. No correspondence in this regard shall be entertained.

13.5. Use of Scores of JEE (Main) – 2023 by Other Organizations

The merit list/scores/result of **JEE (Main) – 2023** may be utilized by other Entities of Central/State Governments with their eligibility criteria/norms/applicable regulations/guidelines/rules.

For the academic year 2023-24, admissions under MEA (Welfare) quota seats shall be based on the Joint Entrance Examination (Main).

**CHAPTER 14
ADMISSION**

Admission to NITs, IITs, CFTIs, SFIs, State Engineering Colleges in the Participating States, and Other Participating Institutions.

14.1 Eligibility for Admission to NITs, IITs, and CFTIs participating through Central Seat Allocation Board (CSAB):

Admission to B.E. / B.Tech / B.Arch / B.Planning. Courses in NITs, IITs, and CFTIs participating through Central Seat Allocation Board will be based on All India Rank subject to the condition that the candidate should have secured at least 75% marks in the Class 12 examination conducted by the respective Boards. For SC/ST candidates the qualifying marks would be 65% in the Class 12/qualifying examination. **The candidate is also required to pass in each of the subjects of Class 12 / qualifying examination.**

The Admission to NITs, IITs, and CFTIs will be based on the announced qualifying Percentile by the individual Institutes.

For eligibility regarding details, candidates may refer to the website <https://csab.nic.in/>.

The eligibility criteria decided by the Council of Architecture for admission to B.Arch. course other than NITs, IITs, and CFTIs:

“No candidate shall be admitted to Architecture course unless she/he has passed an examination at the end of the qualifying examination with 50% marks in Physics, Chemistry, and Mathematics and also 50% marks in aggregate of the qualifying examination”.

For B. Planning, the candidates should have passed the qualifying examination with 50 % marks in Mathematics and 50% marks in aggregate of the qualifying examination.

Subject combinations required in the qualifying examination for admission to B.E./B.Tech, B. Arch, and B. Planning Courses in NITs, IITs, and other CFTIs shall be as under.

Course	Required Criteria based on Class 12/ Equivalent qualifying Examination
B.E/B.Tech.	Passed qualifying examination with Physics and Mathematics as compulsory subjects along with one of the Chemistry/Biotechnology/Biology/ Technical Vocational subjects.
B.Arch.	Passed qualifying examination with Mathematics, Physics, Chemistry
B.Planning	Passed qualifying examination with Mathematics

The Admission Policy, as announced by the Competent Authority of the admitting institutes shall be followed at the time of admission. The Candidates are advised to satisfy themselves about their Eligibility for Admission from the respective websites of admitting authorities.

14.2 Eligibility for Admission to Other Institutions

The above-mentioned policy could also be adopted by other Technical Institutions participating in counseling through JoSAA/CSAB. In case a State opts to admit students to the engineering Colleges affiliated with State Universities, the State may prepare a separate rank list based on criteria decided by them.

For all admission-related procedures/queries, the candidates are advised to refer to the website of JoSAA, Central Seat Allocation Board (CSAB), or the concerned State Government/Institute after the declaration of result/ranks of JEE (Main) - 2023.

The letters / e-mails / grievances / queries / RTI applications / Court cases pertaining to admission related matters/procedures will not be entertained by NTA. The same may be addressed to the concerned Counseling/Authorities/Admitting Institutions.

14.3 Seat Allocation Process and Admission Procedure

Candidates shall be offered admission based on their choices and All India Ranks of JEE (Main) - 2023 through a Seat Allocation Process to be announced later by CSAB/JoSAA. The authentication/verification of relevant documents in support of identification, date of birth, qualifying examination, State of eligibility, category, and disability (if any) of the qualifying candidates would be done at the time of the Seat Allocation/ admission process. On failing to produce any of the authentic documents, the candidate may not be considered for admission.

Gen-EWS, SC, ST, OBC, and PwD candidates will be required to produce the original certificate as per prescribed formats issued by the competent authority at the time of the Seat Allocation/admission process failing which they will not be considered for admission.

14.4 Eligibility Criteria for Indian Nationals Appearing in JEE (Advanced) - 2023

(Please refer to JEE (Advanced) website <https://jeeadv.ac.in/> for the latest information)

All the candidates must simultaneously fulfill each one of the following to appear for JEE (Advanced) - 2023.

Performance in JEE (Main) - 2023:

Candidates should be among the top 2,50,000 successful candidates (including all categories) in B.E./B.Tech. Paper of JEE (Main) - 2023.

Number of Attempts:

A candidate can attempt JEE (Advanced) a maximum of two times in two consecutive years.

CHAPTER 15 TEST PRACTICE CENTRES

15.1 Test Practice Centres (TPCs)

The Ministry of Education has mandated the NTA to set up, establish and create a network of Test Practice Centres for candidates, especially in remote and rural areas to enable them to practice and be comfortable with taking a Computer Based Test (CBT). This facility is completely free of cost. Candidates can register online (on the NTA website) where they are provided a convenient TPC near their location to practice on a given computer node. This facilitates the process of being able to take a Computer Based Test (CBT).

The entire experience of using a computer is close to the actual experience of taking a CBT. All efforts are made to provide practice tests and questions so that candidates can familiarize themselves with logging into the system, go through the detailed instructions regarding the test, use the mouse or numeric keyboard on-screen (virtual) for attempting each question, scroll down to the next question, navigate between questions, review and edit their options and submit answer (**refer to Appendix-IV for details**).

CHAPTER 16
COMMON SERVICES CENTRES

16.1 Common Services Centres/Facilitation Centres

Candidates who are not well conversant and submitting face difficulties in the online application due to various constraints can use the services of the Common Services Centre, Ministry of Electronics and Information Technology, Government of India under the Digital India initiatives of Hon'ble Prime Minister. The Common Services Centre (CSC) scheme is a part of the ambitious National e-Governance Plan (NeGP) of the Government of India and is managed at each village panchayat level by a Village Level Entrepreneur (VLE).

There are more than 1.5 lakhs Common Services Centres (CSC) across the country which will provide the desired support to candidates from urban as well as rural areas in the online submission of the Application Form and payment of fee through e-wallet. The list of the Common Services Centre is available on the website: www.csc.gov.in. To know the nearest Common Services Centre, please open the link - Find My Csc (<https://findmycsc.nic.in/csc/>).

CHAPTER 17 NATIONAL TEST ABHYAS

17.1 National Test Abhyas

The National Testing Agency (NTA), India's premier autonomous testing organization for conducting entrance examinations for admission in higher education institutions, launched a mobile app called the “**National Test Abhyas**” - to enable candidates to take mock tests for various competitive exams such as JEE Main, NEET, UGC-NET, and other exams under the NTA's purview. The app had been launched to facilitate candidates' access to high-quality mock tests in the safety and comfort of their homes since NTA's Test-Practice Centers (TPCs) were closed during the ongoing COVID-19 pandemic.

With this facility for the candidates, India has taken the lead in restoring a semblance of normalcy in one more crucial area – education – even as we tackle these unprecedented times that have led to significant changes in life around the world.

Candidates across the country can use the App to access high-quality tests, free of cost, in a bid to be fully prepared for the upcoming JEE (Main), NEET (UG), and other competitive exams. The tests can be easily downloaded and taken offline, thus accommodating candidates with low bandwidth internet connections.

The app works on Android-based and iOS smartphones and tablets and can be downloaded from Google Play Store or App Store. Once candidates download the app, they simply need to sign-up or register with some basic details, create a free account, and then start accessing mock tests free of cost for their selected examination(s).

In addition to that NTA has developed an extensive support system at <http://nta.ac.in/abhyas/help>.

The National Test Abhyas is available on the website: <https://www.nta.ac.in/Abhyas> and Play Store: <https://play.google.com/store/apps/details?id=com.abhyas.nta.com>

CHAPTER 18
MISCELLANEOUS

18.1 Query Redressal System (QRS)

National Testing Agency (NTA) has established a Query Redressal System (QRS), an online web-enabled system developed by NTA. QRS is the platform based on web technology that primarily aims to enable the submission of queries/grievances by the Registered Candidate(s) of JEE (Main) - 2023 Examination with (a 24x7) facility for speedy and favorable redressal of the queries/grievances. A Unique Registration Number will be generated for tracking the status of the queries/grievances.

The Registered Candidate(s) are advised to use the online facility for a speedy response.

18.2 Correspondence with NTA

All the correspondence should preferably be addressed by e-mail. The email query shall be addressed only if it is not anonymous and contains the name, postal address, and contact number of the sender. An email containing vague or general queries and other queries as contained in the Information Bulletin shall not be entertained. Queries shall not be entertained from a person claiming to be representatives, associates, or officiates of the applicant candidate. The following information shall not be revealed by phone or email:

- a. Internal documentation/status.
- b. The internal decision-making process of NTA. Any claim/counterclaim thereof.
- c. Dates and venue of internal meetings or name of the staff/officers dealing with it.
- d. Any information which cannot be revealed in the opinion of NTA.

18.3 Weeding Out Rules

The record of Joint Entrance Examination JEE (Main) - 2023 would be preserved up to **90 days from the date of declaration of result.**

18.4 Legal Jurisdiction

All disputes pertaining to the conduct of JEE (Main) – 2023 Examination including Results shall fall within the jurisdiction of Delhi only. The Director (Admin) of the NTA shall be the official by whose designation the NTA may sue or be sued.

Government of

(Name and Address of the authority issuing the certificate)

INCOME AND ASSET CERTIFICATE TO BE PRODUCED BY ECONOMICALLY WEAKER SECTIONS

Certificate No. _____

Date: _____

1. This is to certify that Shri/Smt./Kumari

_____ son/daughter/wife of _____

_____ permanent resident of _____,

Village/Street _____

Post _____

Office _____

District _____

_____ in the State/Union Territory _____ Pin Code _____

whose photograph in attested below belongs to Economically Weaker Sections, since the gross annual income* of his/her "family"*** is below Rs. 8 lakh (Rupees Eight Lakh only) for the financial year 2022-2023. His/her family does not own or possess any of the following assets***:

- I. 5 acres of agricultural land and above;
- II. Residential flat of 1000 sq. ft. and above;
- III. Residential plot of 100 sq. yards and above in notified municipalities;
- IV. Residential plot of 200 sq. yards and above in areas other than the notified municipalities.

2. Shri/Smt./Kumari _____ belongs to the caste which is not recognized as a Schedule Caste, Schedule Tribe, and Other Backward Classes (Central List).

Signature with the seal of Officer _____

Name _____ Designation _____

Recent Passport size attested photograph of the applicant

The income and assets of the families as mentioned would be required to be certified by an officer not below the rank of Tehsildar in the States/UTs.

* **Note1:** Income covered all sources i.e. salary, agricultural, business, profession, etc.
 ** **Note2:** The term "Family" for this purpose includes the person, who seeks the benefit of reservation, his/her parents and siblings below the age of 18 years as also his/her spouse and children below the age of 18 years.
 *** **Note3:** The property held by a "Family" in different locations or different places/cities have been clubbed while applying the land or property holding test to determine EWS status.

DECLARATION BY THE CANDIDATE IN LIEU OF GEN-EWS CERTIFICATE

Name of the candidate: _____

Address: _____

Application Number of JEE (Main) - 2023:

Mobile No: _____ Email: _____

Passport
size
Photograph
of the
Candidate

I understand that as per the new guideline from the Ministry of Personnel, Public Grievances and Pensions, GoI, I am required to submit a GEN-EWS certificate issued on or after **01 April 2022**.

Since I have not been able to collect the said certificate on time, I may kindly be allowed to write **JEE (Main) - 2023** provisionally. I hereby declare that I will upload a fresh certificate (issued on or after **01 April 2022**) at the time of reporting after seat allocation.

I understand that inability to upload the same by the given date and time will lead to the withdrawal of the GEN-EWS benefit. I also understand that, if qualified, my category will be adjusted accordingly in the Common Rank List.

Signature of Father/Mother

Name:

Date:

Signature of Applicant

Date:

OBC-NCL Certificate Format

FORM OF CERTIFICATE TO BE PRODUCED BY OTHER BACKWARD CLASSES (NCL)* APPLYING FOR ADMISSION TO CENTRAL EDUCATIONAL INSTITUTIONS (CEIs), UNDER THE GOVERNMENT OF INDIA

This is to certify that Shri/Smt./Kum** _____ Son/
Daughter** of Shri/Smt.** _____ of Village/
Town** _____ District/Division** _____ in
the State/Union Territory _____ belongs to the
_____ community that is recognized as a backward class
under Government of India***, Ministry of Social Justice and Empowerment's
Resolution No.

_____ dated _____ ****

Shri/Smt./Kum. _____ and/or _____

his/her family ordinarily reside(s) in the _____ District/Division
of the _____ State/Union Territory. This is also to certify that **he/she does NOT belong to the persons/sections (Creamy Layer)** mentioned in Column 3 of the Schedule to the Government of India, Department of Personnel & Training O.M. No. 36012/22/93-Estt. (SCT) dated 08/09/93 which is modified vide OM No. 36033/3/2004 Estt. (Res.) dated 09/03/2004, further modified vide OM No. 36033/3/2004-Estt. (Res.) dated 14/10/2008, again further modified vide OM No.36036/2/2013-Estt (Res) dated. 30/05/2014, and again further modified vide OM No. 36033/1/2013-Estt (Res) dated. 13/09/2017.

District Magistrate /
Deputy Commissioner /

Dated:

Any other Competent Authority

Seal

* Visit <http://www.ncbc.nic.in> for the latest guidelines and updates on the Central List of State-wise OBCs.

** Please delete the word(s) which are not applicable.

*** As listed in the Annexure (for FORM-OBC-NCL)

**** The authority issuing the certificate needs to mention the details of the Resolution of Government of India, in which the caste of the candidate is mentioned as OBC.

NOTE:

- (a) The term 'Ordinarily resides' used here will have the same meaning as in Section 20 of the Representation of the People Act, 1950.
- (b) The authorities competent to issue Caste Certificates are indicated below:
 - i District Magistrate/ Additional Magistrate/ Collector/ Deputy Commissioner/ Additional Deputy Commissioner/ Deputy Collector/ Ist Class Stipendiary Magistrate/ Sub-Divisional magistrate/ Taluka Magistrate/ Executive Magistrate/ Extra Assistant Commissioner (not below the rank of Ist Class Stipendiary Magistrate).
 - ii Chief Presidency Magistrate / Additional Chief Presidency Magistrate / Presidency Magistrate.
 - iii Revenue Officer not below the rank of Tehsildar' and
 - iv Sub-Divisional Officer of the area where the candidate and/or his family resides

ANNEXURE FOR FORM-OBC-NCL

Sl. No.	Resolution No.	Date of Notification
1	No.12011/68/93-BCC(C)	13.09.1993
2	No.12011/9/94-BCC	19.10.1994
3	No.12011/7/95-BCC	24.05.1995
4	No.12011/96/94-BCC	09.03.1996
5	No.12011/44/96-BCC	11.12.1996
6	No.12011/13/97-BCC	03.12.1997
7	No.12011/99/94-BCC	11.12.1997
8	No.12011/68/98-BCC	27.10.1999
9	No.12011/88/98-BCC	06.12.1999
10	No.12011/36/99-BCC	04.04.2000
11	No.12011/44/99-BCC	21.09.2000
12	No.12015/9/2000-BCC	06.09.2001
13	No.12011/1/2001-BCC	19.06.2003
14	No.12011/4/2002-BCC	13.01.2004
15	No.12011/9/2004-BCC	16.01.2006
16	No.12011/14/2004-BCC	12.03.2007
17	No.12011/16/2007-BCC	12.10.2007
18	No.12019/6/2005-BCC	30.07.2010
19	No. 12015/2/2007-BCC	18.08.2010
20	No.12015/15/2008-BCC	16.06.2011
21	No.12015/13/2010-BC-II	08.12.2011
22	No.12015/5/2011-BC-II	17.02.2014

DECLARATION BY THE CANDIDATE IN LIEU OF OBC-NCL CERTIFICATE

Name of the candidate: _____

Address: _____

Application Number of JEE (Main) - 2023:

Mobile No: _____ Email: _____

Passport
size
Photograph
of the
Candidate

I understand that as per the new guideline from the Ministry of Personnel, Public Grievances and Pensions, GoI, I am required to submit the OBC-NCL certificate issued on or after **01 April 2022**.

Since I have not been able to collect the said certificate on time, I may kindly be allowed to write JEE (Main) - 2023 provisionally. I hereby declare that I will upload a fresh certificate (issued on or after **01 April 2022**) at the time of reporting after seat allocation.

I understand that inability to upload the same by the given date and time will lead to the withdrawal of the OBC-NCL benefit. I also understand that, if qualified, my category will be adjusted accordingly in the Common Rank List.

Signature of Father/Mother

Name:

Date:

Signature of Applicant

Date:

SC/ST Certificate Format

FORM OF CERTIFICATE TO BE PRODUCED BY SCHEDULED CASTES (SC) AND SCHEDULED TRIBES (ST) CANDIDATES

1. This is to certify that Shri/ Shrimati/ Kumari* _____ son/daughter* of _____ of Village/Town* _____ District/Division* _____ of State/Union Territory* _____ belongs to the _____ Scheduled Caste / Scheduled Tribe* under :-

- * The Constitution (Scheduled Castes) Order, 1950
* The Constitution (Scheduled Tribes) Order, 1950
* The Constitution (Scheduled Castes) (Union Territories) Order, 1951
* The Constitution (Scheduled Tribes) (Union Territories) Order, 1951

[As amended by the Scheduled Castes and Scheduled Tribes Lists (Modification Order) 1956, the Bombay Reorganisation Act, 1960, the Punjab Reorganisation Act, 1966, the State of Himachal Pradesh Act, 1970, the North-Eastern Areas (Reorganisation) Act, 1971, the Scheduled Castes and Scheduled Tribes Orders (Amendment) Act, 1976 and the Scheduled Castes and Scheduled Tribes Orders (Amendment) Act, 2002]

- * The Constitution (Jammu and Kashmir) Scheduled Castes Order, 1956;
* The Constitution (Andaman and Nicobar Islands) Scheduled Tribes Order, 1959, as amended by the Scheduled Castes and Scheduled Tribes Order (Amendment) Act, 1976;
* The Constitution (Dadra and Nagar Haveli) Scheduled Castes Order, 1962;
* The Constitution (Dadra and Nagar Haveli) Scheduled Tribes Order, 1962;
* The Constitution (Pondicherry) Scheduled Castes Order, 1964;
* The Constitution (Uttar Pradesh) Scheduled Tribes Order, 1967;
* The Constitution (Goa, Daman, and Diu) Scheduled Castes Order, 1968;
* The Constitution (Goa, Daman, and Diu) Scheduled Tribes Order, 1968;
* The Constitution (Nagaland) Scheduled Tribes Order, 1970;
* The Constitution (Sikkim) Scheduled Castes Order, 1978;
* The Constitution (Sikkim) Scheduled Tribes Order, 1978;
* The Constitution (Jammu and Kashmir) Scheduled Tribes Order, 1989;
* The Constitution (Scheduled Castes) Order (Amendment) Act, 1990;
* The Constitution (Scheduled Tribes) Order (Amendment) Act, 1991;
* The Constitution (Scheduled Tribes) Order (Second Amendment) Act, 1991.

2 *This certificate is issued on the basis of the Scheduled Castes / Scheduled Tribes* Certificate issued to Shri /Shrimati* _____ father/mother* of Shri /Shrimati /Kumari* _____ of Village/Town* _____ in District/Division* _____ of the State State/Union Territory* _____ who belong to the Caste / Tribe* which is recognised as a Scheduled Caste / Scheduled Tribe* in the State / Union Territory* _____ issued by the _____ dated _____ .

3 Shri/ Shrimati/ Kumari * _____ and / or* his / her* family ordinarily reside(s)** in Village/Town* _____ of _____ District/Division* of the State Union Territory* of _____.

Signature: _____
Designation _____

Place: _____ State/Union Territory* _____ (With seal of the Office)

Date: _____

- * Please delete the word(s) which are not applicable.
Applicable in the case of SC/ST Persons who have migrated from another State/UT.

IMPORTANT NOTES

The term "ordinarily reside(s)**" used here will have the same meaning as in Section 20 of the Representation of the People Act, 1950. Officers competent to issue Caste/Tribe certificates:

- 1. District Magistrate / Additional District Magistrate / Collector / Deputy Commissioner / Additional Deputy Commissioner / Deputy Collector / Ist Class Stipendiary Magistrate / City Magistrate / Sub-Divisional Magistrate / Taluka Magistrate / Executive Magistrate / Extra Assistant Commissioner.
2. Chief Presidency Magistrate / Additional Chief Presidency Magistrate / Presidency Magistrate.
3. Revenue Officers not below the rank of Tehsildar.
4. Sub-divisional Officer of the area where the candidate and/ or his family normally reside(s).
5. Administrator / Secretary to Administrator / Development Officer (Lakshadweep Island).
6. Certificate issued by any other Authority will be rejected

Disability Certificate

Certificate for persons with a disability under RPwD Act, 2016 having less than 40% disability

Recent PP size attested photograph (showing face only) of the person with disability
--

This is to certify that, we have examined Mr/Ms/Mrs (name of the candidate), S/o /D/o, a resident of(Vill/PO/PS/District/State), aged yrs, a person with (nature of disability/condition), and to state that he/she has a limitation which hampers his/her writing capability owing to his/her above condition. He/she requires the support of a scribe for writing the examination.

- The above candidate uses aids and an assistive devices such as prosthetics & orthotics, and hearing aid (name to be specified) which is /are essential for the candidate to appear at the examination with the assistance of a scribe.
- This certificate is issued only for the purpose of appearing in written examinations conducted by recruitment agencies as well as academic institutions and is valid upto _____ (it is valid for a maximum period of six months or less as may be certified by the medical authority)

Signature of medical authority

(Signature & Name)	(Signature & Name)	Signature & Name	(Signature & Name)	(Signature & Name)
Orthopedic / PMR specialist	Clinical Psychologist/ Rehabilitation Psychologist/Psychiatrist / Special Educator	Neurologist (if available)	Occupational therapist (if available)	Other Expert, as nominated by the Chairperson (if any)
(Signature & Name)				
Chief Medical Officer/Civil Surgeon/Chief District Medical Officer.....Chairperson				

Name of Government Hospital/Health Care Centre with Seal

Place:

Date:

Letter of Undertaking for Using Own Scribe

I _____, a candidate with _____ (name of the disability) appearing for the _____ (name of the examination) bearing Application No. _____ at _____ (name of the centre) in the District _____, _____ (name of the State). My qualification is _____.

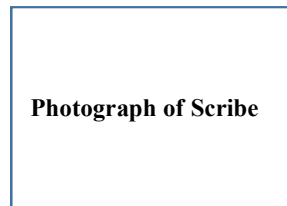
I do hereby state that _____ (name of the scribe) will provide the service of scribe/reader/lab assistant for the undersigned for taking the aforesaid examination.

I do hereby undertake that his qualification is _____. In case, subsequently, it is found that his qualification is not as declared by the undersigned and is beyond my qualification, I shall forfeit my right to the admission and claims relating thereto.

(Signature of the candidate with disability)

Place:

Date:



(Self-Attested Photograph)

Name of Scribe	ID of the Scribe	ID Number

List of Examination Cities for JEE (Main) - 2023

JEE (Main) - 2023 will be conducted in the following Cities, provided there are sufficient numbers of candidates in the City:

State-wise/UT-wise list of Cities in India:

S. No.	State	District	City	City Code
1	Andaman & Nicobar Islands (UT)	South Andaman	Port Blair	AN01
2	Andhra Pradesh	Guntur	Amaravathi	AP24
3	Andhra Pradesh	Anantapur	Anantapur	AP01
4	Andhra Pradesh	West Godavari	Bhimavaram	AP03
5	Andhra Pradesh	Prakasam	Chirala	AP04
6	Andhra Pradesh	Chittoor	Chittoor	AP05
7	Andhra Pradesh	West Godavari	Eluru	AP06
8	Andhra Pradesh	Nellore	Gudur	AP26
9	Andhra Pradesh	Guntur	Guntur	AP07
10	Andhra Pradesh	Ysr Kadapa	Kadapa	AP08
11	Andhra Pradesh	East Godavari	Kakinada	AP09
12	Andhra Pradesh	Kurnool	Kurnool	AP10
13	Andhra Pradesh	Machilipatnam	Machilipatnam	AP27
14	Andhra Pradesh	Mangalagiri	Mangalagiri	AP28
15	Andhra Pradesh	Kurnool	Nandyal	AP29
16	Andhra Pradesh	Guntur	Narasaraopet	AP20
17	Andhra Pradesh	Nellore	Nellore	AP11
18	Andhra Pradesh	Prakasam	Ongole	AP12
19	Andhra Pradesh	YSR Kadapa	Proddatur	AP21
20	Andhra Pradesh	East Godavari	Rajahmundry	AP13
21	Andhra Pradesh	Srikakulam	Srikakulam	AP14
22	Andhra Pradesh	East Godavari	Surampalem	AP23
23	Andhra Pradesh	West Godavari	Tadepalligudem	AP30
24	Andhra Pradesh	West Godavari	Tanuku	AP31
25	Andhra Pradesh	Chittoor	Tirupathi	AP16
26	Andhra Pradesh	Krishna	Vijayawada	AP17
27	Andhra Pradesh	Vishakapatnam	Visakhapatnam	AP18
28	Andhra Pradesh	Vizianagaram	Vizianagaram	AP19
29	Arunachal Pradesh	Papum Pare	Itanagar/Naharlagun	AL01
30	Assam	Kamrup Metropolitan	Guwahati	AM02
31	Assam	Jorhat	Jorhat	AM03
32	Assam	Cachar	Silchar(Assam)	AM04
33	Assam	Sonitpur	Tezpur	AM05
34	Bihar	Araria	Araria	BR21
35	Bihar	Bhojpur	Arrah	BR09

Information Bulletin: Joint Entrance Examination (Main) - 2023

36	Bihar	Arwal	Arwal	BR22
37	Bihar	Aurangabad	Aurangabad(Bihar)	BR01
38	Bihar	Banka	Banka	BR23
39	Bihar	Begusarai	Begusarai	BR13
40	Bihar	West Champaran	Bettiah	BR20
41	Bihar	Kaimur	Bhabua	BR24
42	Bihar	Bhagalpur	Bhagalpur	BR02
43	Bihar	Darbhangha	Darbhangha	BR04
44	Bihar	Gaya	Gaya	BR05
45	Bihar	Gopalganj	Gopalganj	BR10
46	Bihar	Vaishali	Hajipur	BR26
47	Bihar	Jamui	Jamui	BR27
48	Bihar	Katihar	Katihar	BR29
49	Bihar	Khagaria	Khagaria	BR30
50	Bihar	Madhepura	Madhepura	BR32
51	Bihar	Madhubani	Madhubani	BR15
52	Bihar	East Champaran	Motihari	BR14
53	Bihar	Munger	Munger	BR33
54	Bihar	Muzaffarpur	Muzaffarpur	BR06
55	Bihar	Nalanda	Nalanda	BR11
56	Bihar	Patna	Patna	BR07
57	Bihar	Purnea	Purnea	BR08
58	Bihar	Samastipur	Samastipur	BR12
59	Bihar	Rohtas	Sasaram	BR17
60	Bihar	Sitamarhi	Sitamarhi	BR18
61	Bihar	Siwan	Siwan	BR19
62	Bihar	Supaul	Supaul	BR36
63	Bihar	Vaishali	Vaishali	BR37
64	Chandigarh (UT)	Chandigarh	Chandigarh/Mohali/Panchkula	CH01
65	Chhattisgarh	Sarguja	Ambikapur	CG04
66	Chhattisgarh	Durg	Bhilai Nagar/Durg	CG01
67	Chhattisgarh	Bilaspur	Bilaspur(Chhattisgarh)	CG02
68	Chhattisgarh	Bastar	Jagdalpur	CG08
69	Chhattisgarh	Korba	Korba	CG10
70	Chhattisgarh	Raipur	Raipur	CG03
71	Dadra & Nagar Haveli (UT)	Dadra & Nagar Haveli	Silvassa	DN01
72	Daman & Diu (UT)	Daman	Daman	DD01
73	Daman & Diu (UT)	Diu	Diu	DD02
74	Delhi	Delhi	Delhi/New Delhi	DL01
75	Goa	North Goa	Ponda	GO02
76	Gujarat	Ahmedabad	Ahmedabad/Gandhinagar	GJ01
77	Gujarat	Amreli	Amreli	GJ18
78	Gujarat	Vallabhvidyanagar	Anand	GJ02
79	Gujarat	Banaskantha	Banaskantha	GJ19

Information Bulletin: Joint Entrance Examination (Main) - 2023

80	Gujarat	Bhavnagar	Bhavnagar	GJ03
81	Gujarat	Gandhidham	Gandhidham	GJ22
82	Gujarat	Panchmahal	Godhra	GJ24
83	Gujarat	Sabarkantha	Himatnagar	GJ14
84	Gujarat	Jamnagar	Jamnagar	GJ06
85	Gujarat	Junagadh	Junagadh	GJ07
86	Gujarat	Navsari	Navsari	GJ15
87	Gujarat	Porbandar	Porbandar	GJ29
88	Gujarat	Rajkot	Rajkot	GJ10
89	Gujarat	Surat	Surat	GJ11
90	Gujarat	Surendranagar	Surendranagar	GJ30
91	Gujarat	Vadodara	Vadodara	GJ12
92	Gujarat	Valsad/Vapi	Valsad/Vapi	GJ13
93	Haryana	Ambala	Ambala	HR01
94	Haryana	Faridabad	Faridabad	HR03
95	Haryana	Gurugram	Gurugram	HR04
96	Haryana	Kurukshetra	Kurukshetra	HR07
97	Himachal Pradesh	Chamba	Chamba	HP12
98	Himachal Pradesh	Hamirpur	Hamirpur (HP)	HP03
99	Himachal Pradesh	Kullu	Kullu	HP10
100	Himachal Pradesh	Mandi	Mandi	HP08
101	Himachal Pradesh	Shimla	Shimla	HP06
102	Himachal Pradesh	Sirmaur	Sirmaur	HP11
103	Himachal Pradesh	Una	Una	HP09
104	Jammu & Kashmir	Anantnag	Anantnag	JK05
105	Jammu & Kashmir	Baramulla	Baramulla	JK01
106	Jammu & Kashmir	Jammu	Jammu	JK02
107	Jammu & Kashmir	Pulwama	Pulwama	JK06
108	Jammu & Kashmir	Srinagar	Srinagar (J & K)	JK04
109	Jammu & Kashmir	Udhampur	Udhampur	JK10
110	Jharkhand	Bokaro Steel City	Bokaro	JH01
111	Jharkhand	West Singhbhum	Chaibasa	JH08
112	Jharkhand	Deoghar	Deoghar (Jharkhand)	JH10
113	Jharkhand	Dhanbad	Dhanbad	JH02
114	Jharkhand	Dumka	Dumka	JH11
115	Jharkhand	Hazaribagh	Hazaribagh	JH05
116	Jharkhand	East Singhbhum	Jamshedpur	JH03
117	Jharkhand	Koderma	Koderma	JH14
118	Jharkhand	Ranchi	Ranchi	JH04
119	Karnataka	Bagalkot	Bagalkot	KK19
120	Karnataka	Ballari	Ballari	KK03
121	Karnataka	Belagavi	Belagavi(Belgaum)	KK02
122	Karnataka	Bengaluru- Rural	Bengaluru	KK04
123	Karnataka	Bengaluru- Urban	Bengaluru- Urban	KK20

Information Bulletin: Joint Entrance Examination (Main) - 2023

124	Karnataka	Bidar	Bidar	KK05
125	Karnataka	Chamarajnagar	Chamarajnagar	KK21
126	Karnataka	Chikaballapur	Chikaballapur	KK22
127	Karnataka	Chikmagalur	Chikmagalur	KK23
128	Karnataka	Chitradurga	Chitradurga	KK24
129	Karnataka	Davangere	Davangere	KK06
130	Karnataka	Dharwad/Hubli	Dharwad	KK10
131	Karnataka	Gadag	Gadag	KK25
132	Karnataka	Kalaburagi	Gulbarga/Kalaburgi	KK08
133	Karnataka	Hassan	Hassan	KK09
134	Karnataka	Haveri District	Haveri	KK26
135	Karnataka	Hubli	Hubli	KK27
136	Karnataka	Uttara Kannada	Karwar	KK28
137	Karnataka	Kodagu	Kodagu	KK29
138	Karnataka	Kolar	Kolar	KK30
139	Karnataka	Mandya	Mandya	KK18
140	Karnataka	Dakshina Kannada	Mangaluru (Mangalore)	KK12
141	Karnataka	Mysore	Mysuru (Mysore)	KK14
142	Karnataka	Raichur	Raichur	KK32
143	Karnataka	Ramanagara	Ramanagara	KK33
144	Karnataka	Shimoga	Shivamoga (Shimoga)	KK15
145	Karnataka	Tumkur	Tumakuru	KK16
146	Karnataka	Udupi	Udupi/Manipal	KK17
147	Karnataka	Yadgir	Yadgir	KK35
148	Kerala	Alappuzha	Alappuzha/Chengannur	KL01
149	Kerala	Angamaly	Angamaly	KL20
150	Kerala	Ernakulam	Ernakulam/Moovattupuzha	KL04
151	Kerala	Idukki	Idukki	KL05
152	Kerala	Kannur	Kannur	KL07
153	Kerala	Kasaragod	Kasaragod	KL08
154	Kerala	Kollam	Kollam	KL09
155	Kerala	Kottayam	Kottayam	KL11
156	Kerala	Kozhikode	Kozhikode/Calicut	KL12
157	Kerala	Malappuram	Malappuram	KL13
158	Kerala	Palakkad	Palakkad	KL15
159	Kerala	Pathanamthitta	Pathanamthitta	KL16
160	Kerala	Kannur	Piyyannur	KL21
161	Kerala	Thiruvananthapuram	Thiruvananthapuram	KL17
162	Kerala	Thrissur	Thrissur	KL18
163	Kerala	Wayanad	Wayanad	KL19
164	Lakshadweep	Kavaratti	Kavaratti	LD01
165	Leh & Ladakh	Leh	Leh	LL01
166	Madhya Pradesh	Ashok Nagar	Ashok Nagar	MP21
167	Madhya Pradesh	Balaghat	Balaghat	MP01

Information Bulletin: Joint Entrance Examination (Main) - 2023

168	Madhya Pradesh	Betul	Betul	MP02
169	Madhya Pradesh	Bhind	Bhind	MP23
170	Madhya Pradesh	Bhopal	Bhopal	MP03
171	Madhya Pradesh	Chhatarpur	Chhatarpur	MP24
172	Madhya Pradesh	Chhindwara	Chhindwara	MP05
173	Madhya Pradesh	Damoh	Damoh	MP25
174	Madhya Pradesh	Datia	Datia	MP26
175	Madhya Pradesh	Dewas	Dewas	MP19
176	Madhya Pradesh	Gwalior	Gwalior	MP06
177	Madhya Pradesh	Hoshangabad	Hoshangabad	MP17
178	Madhya Pradesh	Indore	Indore	MP07
179	Madhya Pradesh	Jabalpur	Jabalpur	MP08
180	Madhya Pradesh	Khandwa	Khandwa	MP29
181	Madhya Pradesh	Khargone (West Nimar)	Khargone (West Nimar)	MP18
182	Madhya Pradesh	Morena	Morena	MP31
183	Madhya Pradesh	Neemuch	Neemuch	MP32
184	Madhya Pradesh	Ratlam	Ratlam	MP33
185	Madhya Pradesh	Rewa	Rewa	MP11
186	Madhya Pradesh	Sagar	Sagar	MP12
187	Madhya Pradesh	Satna	Satna	MP13
188	Madhya Pradesh	Ujjain	Ujjain	MP15
189	Madhya Pradesh	Vidisha	Vidisha	MP20
190	Maharashtra	Ahmednagar	Ahmednagar	MR01
191	Maharashtra	Akola	Akola	MR02
192	Maharashtra	Amravati	Amravati	MR03
193	Maharashtra	Aurangabad	Aurangabad (MH)	MR04
194	Maharashtra	Beed	Beed	MR30
195	Maharashtra	Bhandara	Bhandara	MR31
196	Maharashtra	Buldhana	Buldhana	MR32
197	Maharashtra	Chandrapur	Chandrapur	MR09
198	Maharashtra	Dhule	Dhule	MR10
199	Maharashtra	Gondia	Gondia	MR35
200	Maharashtra	Jalgaon	Jalgaon	MR13
201	Maharashtra	Kolhapur	Kolhapur	MR14
202	Maharashtra	Latur	Latur	MR15
203	Maharashtra	Mumbai City	Mumbai/Navi Mumbai	MR16
204	Maharashtra	Nagpur	Nagpur	MR17
205	Maharashtra	Nanded	Nanded	MR18
206	Maharashtra	Nandurbar	Nandurbar	MR36
207	Maharashtra	Nashik	Nashik	MR19
208	Maharashtra	Osmanabad	Osmanabad	MR37
209	Maharashtra	Palghar	Palghar	MR33
210	Maharashtra	Parbhani	Parbhani	MR38
211	Maharashtra	Pune	Pune	MR22

Information Bulletin: Joint Entrance Examination (Main) - 2023

212	Maharashtra	Raigad	Raigad	MR23
213	Maharashtra	Ratnagiri	Ratnagiri	MR24
214	Maharashtra	Sangli	Sangli	MR25
215	Maharashtra	Satara	Satara	MR26
216	Maharashtra	Sindhudurg	Sindhudurg	MR39
217	Maharashtra	Solapur	Solapur	MR27
218	Maharashtra	Thane	Thane	MR28
219	Maharashtra	Wardha	Wardha	MR29
220	Maharashtra	Yavatmal	Yavatmal	MR34
221	Manipur	Imphal	Imphal	MN01
222	Meghalaya	Shillong	Shillong	MG01
223	Mizoram	Aizawl	Aizawl	MZ01
224	Nagaland	Dimapur	Dimapur	NL01
225	Nagaland	Kohima	Kohima	NL02
226	Odisha	Angul	Angul	OR10
227	Odisha	Balangir	Balangir	OR20
228	Odisha	Balasore	Balasore (Baleswar)	OR02
229	Odisha	Baragarh	Baragarh	OR21
230	Odisha	Mayurbanj	Baripada/Mayurbanj	OR12
231	Odisha	Ganjam	Berhampur / Ganjam	OR03
232	Odisha	Bhadrak	Bhadrak	OR11
233	Odisha	Khordha	Bhubaneswar	OR04
234	Odisha	Cuttack	Cuttack	OR05
235	Odisha	Dhenkanal	Dhenkanal	OR06
236	Odisha	Jagatsinghpur	Jagatsinghpur	OR17
237	Odisha	Jajpur	Jajpur	OR13
238	Odisha	Koraput	Jeypore(Odisha)	OR19
239	Odisha	Jharsuguda	Jharsuguda	OR22
240	Odisha	Kendrapara	Kendrapara	OR14
241	Odisha	Kendujhar (Keonjhar)	Kendujhar (Keonjhar)	OR15
242	Odisha	Malkangiri	Malkangiri	OR23
243	Odisha	Paralakhemundi (Gajapati)	Paralakhemundi (Gajapati)	OR24
244	Odisha	Phulbani (Kandhamal)	Phulbani (Kandhamal)	OR25
245	Odisha	Puri	Puri	OR16
246	Odisha	Rayagada	Rayagada	OR26
247	Odisha	Sundergarh	Rourkela	OR08
248	Odisha	Sambalpur	Sambalpur	OR09
249	Puducherry	Puducherry	Karaikal	PO02
250	Puducherry	Puducherry	Puducherry	PO01
251	Punjab	Amritsar	Amritsar	PB01
252	Punjab	Bhatinda	Bhatinda	PB02
253	Punjab	Fazilka	Fazilka	PB15
254	Punjab	Firozpur	Firozpur	PB16
255	Punjab	Hoshiarpur	Hoshiarpur	PB13

Information Bulletin: Joint Entrance Examination (Main) - 2023

256	Punjab	Jalandhar	Jalandhar	PB04
257	Punjab	Ludhiana	Ludhiana	PB05
258	Punjab	Pathankot	Pathankot	PB07
259	Punjab	Patiala	Patiala/Fatehgarh Sahib	PB08
260	Punjab	Rupnagar	Rupnagar	PB18
261	Punjab	Sahibzada Ajit Singh Nagar	Sahibzada Ajit Singh Nagar	PB12
262	Punjab	Sri Muktsar Sahib	Sri Muktsar Sahib	PB19
263	Rajasthan	Ajmer	Ajmer	RJ01
264	Rajasthan	Alwar	Alwar	RJ02
265	Rajasthan	Barmer	Barmer	RJ19
266	Rajasthan	Bharatpur	Bharatpur	RJ16
267	Rajasthan	Bhilwara	Bhilwara	RJ12
268	Rajasthan	Bikaner	Bikaner	RJ05
269	Rajasthan	Chittorgarh	Chittorgarh	RJ20
270	Rajasthan	Dausa	Dausa	RJ17
271	Rajasthan	Hanumangarh	Hanumangarh	RJ23
272	Rajasthan	Jaipur	Jaipur	RJ06
273	Rajasthan	Jhunjhunu	Jhunjhunu	RJ13
274	Rajasthan	Jodhpur	Jodhpur	RJ07
275	Rajasthan	Kota	Kota	RJ08
276	Rajasthan	Sikar	Sikar	RJ09
277	Rajasthan	Sirohi	Sirohi	RJ26
278	Rajasthan	Sriganganagar	Sriganganagar	RJ10
279	Rajasthan	Udaipur	Udaipur	RJ11
280	Sikkim	Gangtok	Gangtok	SM01
281	Tamil Nadu	Ariyalur	Ariyalur	TN24
282	Tamil Nadu	Chengalpet	Chengalpet	TN25
283	Tamil Nadu	Chennai	Chennai	TN01
284	Tamil Nadu	Coimbatore	Coimbatore	TN02
285	Tamil Nadu	Cuddalore	Cuddalore	TN03
286	Tamil Nadu	Dharmapuri	Dharmapuri	TN26
287	Tamil Nadu	Dindigul	Dindigul	TN27
288	Tamil Nadu	Erode	Erode	TN28
289	Tamil Nadu	Kanchipuram	Kanchipuram	TN05
290	Tamil Nadu	Kanyakumari	Kanyakumari/Nagercoil	TN06
291	Tamil Nadu	Karur	Karur	TN29
292	Tamil Nadu	Krishnagiri	Krishnagiri	TN21
293	Tamil Nadu	Madurai	Madurai	TN08
294	Tamil Nadu	Nagapattinam	Nagapattinam	TN30
295	Tamil Nadu	Namakkal	Namakkal	TN10
296	Tamil Nadu	Pudukkottai	Pudukkottai	TN31
297	Tamil Nadu	Ramanathapuram	Ramanathapuram	TN32
298	Tamil Nadu	Salem	Salem	TN11
299	Tamil Nadu	Sivaganga	Sivaganga	TN33

Information Bulletin: Joint Entrance Examination (Main) - 2023

300	Tamil Nadu	Thanjavur	Thanjavur	TN12
301	Tamil Nadu	Thiruvallur	Thiruvallur	TN34
302	Tamil Nadu	Thoothukudi	Thoothukudi	TN13
303	Tamil Nadu	Tiruchirappalli	Tiruchirappalli	TN14
304	Tamil Nadu	Tirunelveli	Tirunelveli	TN15
305	Tamil Nadu	Tirupur	Tiruppur	TN22
306	Tamil Nadu	Tiruvannamalai	Tiruvannamalai	TN35
307	Tamil Nadu	Nilgiris	Udhagamandalam	TN36
308	Tamil Nadu	Vellore	Vellore	TN18
309	Tamil Nadu	Villupuram	Viluppuram	TN23
310	Tamil Nadu	Virudhanagar	Virudhunagar	TN20
311	Telangana	Hayathnagar	Hayathnagar	TL14
312	Telangana	Ranga Reddy	Hyderabad/Secunderabad	TL01
313	Telangana	Jagtial	Jagtial	TL15
314	Telangana	Jangaon	Jangaon	TL16
315	Telangana	Karimnagar	Karimnagar	TL02
316	Telangana	Khammam	Khammam	TL03
317	Telangana	Bhadradi Kothagudem	Kothagudem	TL17
318	Telangana	Mahabubabad	Mahabubabad	TL10
319	Telangana	Mahbubnagar	Mahbubnagar	TL04
320	Telangana	Medak	Medak	TL19
321	Telangana	Medchal	Medchal	TL20
322	Telangana	Nalgonda	Nalgonda	TL05
323	Telangana	Nizamabad	Nizamabad	TL08
324	Telangana	Sangareddy	Sangareddy	TL21
325	Telangana	Siddipet	Siddipet	TL11
326	Telangana	Suryapet	Suryapet	TL09
327	Telangana	Warangal(Rural)	Warangal	TL07
328	Tripura	West Tripura	Agartala	TA01
329	Uttar Pradesh	Agra	Agra	UP01
330	Uttar Pradesh	Aligarh	Aligarh	UP02
331	Uttar Pradesh	Prayagraj	Allahabad/Prayagraj	UP03
332	Uttar Pradesh	Ambedkar Nagar	Ambedkar Nagar	UP25
333	Uttar Pradesh	Azamgarh	Azamgarh	UP19
334	Uttar Pradesh	Bahraich	Bahraich	UP47
335	Uttar Pradesh	Ballia	Ballia	UP20
336	Uttar Pradesh	Banda	Banda	UP26
337	Uttar Pradesh	Barabanki	Barabanki	UP27
338	Uttar Pradesh	Bareilly	Bareilly	UP04
339	Uttar Pradesh	Bijnor	Bijnor	UP21
340	Uttar Pradesh	Bulandshahr	Bulandshahr	UP29
341	Uttar Pradesh	Chandauli	Chandauli	UP41
342	Uttar Pradesh	Ayodhya	Faizabad	UP06
343	Uttar Pradesh	Fatehpur	Fatehpur	UP49

Information Bulletin: Joint Entrance Examination (Main) - 2023

344	Uttar Pradesh	Firozabad	Firozabad	UP22
345	Uttar Pradesh	Ghaziabad	Ghaziabad	UP07
346	Uttar Pradesh	Ghazipur	Ghazipur	UP23
347	Uttar Pradesh	Gorakhpur	Gorakhpur	UP08
348	Uttar Pradesh	Hapur (Panchsheel Nagar)	Hapur (Panchsheel Nagar)	UP51
349	Uttar Pradesh	Hathras	Hathras	UP53
350	Uttar Pradesh	Jaunpur	Jaunpur	UP24
351	Uttar Pradesh	Jhansi	Jhansi	UP10
352	Uttar Pradesh	Kanpur Rural	Kanpur	UP11
353	Uttar Pradesh	Kaushambi	Kaushambi	UP54
354	Uttar Pradesh	Lucknow	Lucknow	UP12
355	Uttar Pradesh	Mathura	Mathura	UP13
356	Uttar Pradesh	Mau	Mau	UP35
357	Uttar Pradesh	Meerut	Meerut	UP14
358	Uttar Pradesh	Moradabad	Moradabad	UP15
359	Uttar Pradesh	Muzaffarnagar	Muzaffarnagar	UP16
360	Uttar Pradesh	Siddharthnagar	Naugarh	UP57
361	Uttar Pradesh	Gautam Buddha Nagar	Noida/Greater Noida	UP09
362	Uttar Pradesh	Pratapgarh	Pratapgarh	UP43
363	Uttar Pradesh	Raebareli	Raebareli	UP37
364	Uttar Pradesh	Rampur	Rampur	UP58
365	Uttar Pradesh	Saharanpur	Saharanpur	UP38
366	Uttar Pradesh	Sitapur	Sitapur	UP17
367	Uttar Pradesh	Sonbhadra	Sonbhadra	UP42
368	Uttar Pradesh	Sultanpur	Sultanpur	UP40
369	Uttar Pradesh	Unnao	Unnao	UP59
370	Uttar Pradesh	Varanasi	Varanasi	UP18
371	Uttarakhand	Almora	Almora	UK09
372	Uttarakhand	Dehradun	Dehradun	UK01
373	Uttarakhand	Haldwani	Haldwani	UK02
374	Uttarakhand	Haridwar	Haridwar	UK03
375	Uttarakhand	Nainital	Nainital	UK04
376	Uttarakhand	Tehri Garhwal	New Tehri	UK10
377	Uttarakhand	Pantnagar	Pantnagar	UK05
378	Uttarakhand	Pauri Garhwal	Pauri Garhwal	UK08
379	Uttarakhand	Roorkee	Roorkee	UK06
380	Uttarakhand	Udham Singh Nagar	Udham Singh Nagar	UK07
381	West Bengal	Paschim Bardhaman	Asansol	WB01
382	West Bengal	Bankura	Bankura	WB16
383	West Bengal	Purba Bardhaman	Burdwan(Bardhaman)	WB02
384	West Bengal	Darjeeling	Darjeeling	WB18
385	West Bengal	Durgapur	Durgapur	WB04
386	West Bengal	Hooghly	Hooghly	WB06
387	West Bengal	Howrah	Howrah	WB07

Information Bulletin: Joint Entrance Examination (Main) - 2023

388	West Bengal	Jalpaiguri	Jalpaiguri	WB19
389	West Bengal	Nadia	Kalyani	WB08
390	West Bengal	Kolkata	Kolkata	WB10
391	West Bengal	Malda	Malda	WB20
392	West Bengal	Murshidabad	Murshidabad	WB21
393	West Bengal	Cooch Behar	Nadia	WB17
394	West Bengal	North 24 Parganas	North 24 Parganas	WB12
395	West Bengal	Paschim Medinipur	Paschim Medinipur	WB13
396	West Bengal	Purba Medinipur	Purba Medinipur	WB14
397	West Bengal	Siliguri	Siliguri	WB11
398	West Bengal	South 24 Parganas	South 24 Parganas	WB15
399	West Bengal	Birbhum	Suri	WB22
400	Out-Side India	Bahrain	Manama	ZZ01
401	Out-Side India	Sri Lanka	Colombo	ZZ02
402	Out-Side India	Qatar	Doha	ZZ03
403	Out-Side India	UAE	Dubai	ZZ04
404	Out-Side India	Nepal	Kathmandu	ZZ05
405	Out-Side India	Oman	Muscat	ZZ06
406	Out-Side India	Saudi Arabia	Riyadh	ZZ07
407	Out-Side India	UAE	Sharjah	ZZ08
408	Out-Side India	Singapore	Singapore	ZZ09
419	Out-Side India	Kuwait	Kuwait City	ZZ10
410	Out-Side India	Malaysia	Kuala Lumpur	ZZ11
411	Out-Side India	Nigeria	Lagos/Abuja	ZZ12
412	Out-Side India	Indonesia	Jakarta	ZZ13
413	Out-Side India	Australia	Canberra	ZZ14
414	Out-Side India	Austria	Vienna	ZZ15
415	Out-Side India	Brazil	Brasilia	ZZ16
416	Out-Side India	Canada	Ottawa	ZZ17
417	Out-Side India	China	Beijing	ZZ18
418	Out-Side India	Hong Kong	Hong Kong	ZZ19
419	Out-Side India	Mauritius	Port Luis	ZZ20
420	Out-Side India	Russia	Moscow	ZZ21
421	Out-Side India	South Africa	Cape Town	ZZ22
422	Out-Side India	Thailand	Bangkok	ZZ23
423	Out-Side India	USA	Washington D.C.	ZZ24
424	Out-Side India	Vietnam	Hanoi	ZZ25

Procedure for Online Payment of Fees and Helpline for Payment-Related Queries

After completing Step 2 of the **Online** Application Form, the candidate may remit the examination fee (**Step 3**) in the following manner:

- Check the validity of the Debit/ Credit Card and keep it ready with you while logging on to the website for submitting Application Form. The candidates should enter the information asked for and make payment through a Debit/ Credit Card.
- Through Net Banking, check the balance in your account and keep all credentials ready with you while logging on to the website for making payments. The candidates should log in with his/her credentials of net banking and make payments accordingly.
- For payment through a UPI Service, check whether there is a requisite balance in the Bank Account / Wallet to which the concerned UPI is linked.

Prescribed Examination Fee (please see the Information at a Glance) can be paid through any Bank/Payment Gateway in any Payment Mode [service/processing charges per transaction and GST applicable thereon @ 18 % are to be borne by the candidate

S. No	Mode of Payment	ICICI BANK		HDFC BANK		CANARA BANK		STATE BANK OF INDIA		
		ICICI Other Banks	NIL Charge 4.00 + GST	HDFC Other Banks	NIL Charge 4.00 + GST	Canara Bank Other Banks	NIL Charge 5.00 + GST	SBI Other Banks	Rs 5.00+GST	
2	All Debit Card	ICICI or Other Banks	Transaction upto Rs 2000/-	0 %	HDFC or Other Banks	Transaction upto Rs 2000/-	0 %	Canara Bank or Other Banks	Nil Charge	Transaction upto Rs 2000/-
			Transaction above Rs 2000/-	0.5 % + GST		Transaction above Rs 2000/-	0 %			Transaction above Rs 2000/-
3	Credit Card	Domestic	0.40% of value	Transaction	Domestic	0.40% of Fee + GST	Domestic	0.80% of Fee + GST	Domestic	0.80% of Fee+ GST (Minimum Rs 11/-)
		International	2.35% of value	Transaction	International	Nil Charge	International	2.35% of Fee+ GST	International	3.50% of Fee+ GST (Minimum Rs 11/-)
4	Unified Payment Interface (UPI)	ICICI or other banks	Transaction upto Rs 2000/-	0 %	Nil Charge	Nil Charge	Nil Charge	Nil Charge	Nil Charge	Transaction upto Rs 2000/-
			Transaction above Rs 2000/-	5.0 % + GST						Transaction above Rs 2000/-

Note: In case, the fee payment status is not ‘OK’, or the Confirmation Page of the Online Application is not generated after fee payment (completion of Step 3) of the candidate is advised to contact the helpline number/email of the concerned Bank/Payment Gateway Integrator, as mentioned below:-

(a) If Paying through the State Bank of India (SBI):

Level	Name	Email ID	Contact Number
1	Helpdesk	dgmcs.cc@sbi.co.in	18004253800
2	Helpdesk3	sbi.05222@sbi.co.in	08026599990
3	Customer Care	agmcustomer.lhodel@sbi.co.in	1800112211
4	Through SMS	UNHAPPY (add text)	8008202020

(b) If Paying through Canara Bank:

Level	Name	Email ID	Contact Number
1	Helpdesk	pgsupport@billdesk.com	01202400850/1 9971262371
2	Complaint Management Services	genadmnrnoida@canarabank.com	01202400850/1
3	Customer Care	genadmnrnoida@canarabank.com	9971262371
4	Through SMS	genadmnrnoida@canarabank.com	01202400850/1

(c) If Paying through HDFC Bank:

Level	Name	Email ID	Contact Number
1	Shri Vikram Singh	vikram.singh4@hdfcbank.com	9799810080
2.	Amit Singh	amit.singh26@hdfcbank.com	7428869770
3	Shri Ripon Bhattacharjee	ripon.bhattacharjee@hdfcbank.com	9625031697

(d) If Paying through ICICI Bank:

Level	Name	Email ID	Contact Number
1	Aiysha Khatun	support.nta@ingenico.com	01204728426
2	Vishal Kumar	vishal.kumar5@icicibank.com	7428928047
3	Mohit Bhatia	mohit.bhatia@icicibank.com	9810086455

Computer Based Test (CBT)

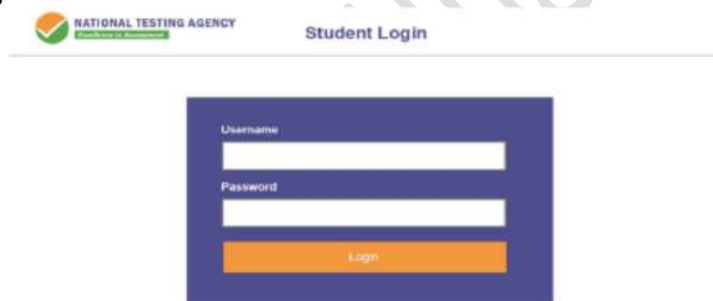
The major examinations being conducted by NTA are Computer-Based Tests (CBT). A CBT requires candidates to sit in front of a computer terminal (node) allocated to them against their Roll number and Admit card. After logging the candidate will get detailed instructions for the examinations. At the designated time of the start of the examination, the candidates will be able to proceed and see the questions on the computer screen using the computer mouse. Candidates will have the option to change/modify/edit/answers already entered at any time during the examination.

Procedure for appearing in Computer Based Test (CBT):

(Sample/mock test will be available on the NTA website: www.nta.ac.in for hands-on practice)

- A computer terminal (node) indicating the Roll Number will be allocated to each candidate. Candidates should find and sit on their allocated computers only. Any candidate found to have changed room/hall or the computer on their own other than the one allotted would lead to cancellation of candidature and no plea in this regard would be entertained.
- For login, the candidate will have to enter a **login ID and password**. The computer terminal allotted to the candidate will display the WELCOME login screen, the Candidate's photograph and subject opted by the candidate.

Candidate Login Page



The screenshot shows the 'Student Login' page. At the top left is the NTA logo with the text 'NATIONAL TESTING AGENCY'. To the right of the logo is the text 'Student Login'. Below this is a login form with a blue background. It has two input fields: 'Username' and 'Password'. Below the 'Password' field is an orange 'Login' button.

Candidate Welcome Screen



The screenshot shows the 'Candidate Welcome Screen'. At the top left is the NTA logo with the text 'NATIONAL TESTING AGENCY'. Below this is a placeholder for a candidate's photograph, represented by a grey silhouette. Below the silhouette is the text 'Welcome, Atul Singh'. At the bottom of the screen is a blue 'Proceed' button.


- After login, the candidate shall be able to see the detailed instructions for the examination. Candidates are advised to go through the instructions carefully regarding the type of questions and marking scheme. At the designated time of the start of the examination, the candidates will be able to proceed and see the questions on the computer screen.


Please read the instructions carefully


General Instructions:


1. The total duration of the examination is **180** minutes for **Paper 1 (B.E./B.Tech)** and **210 minutes** for (B.Arch and B.Planning) both.
2. The clock will be set on the server. The countdown timer in the top right corner of the screen will display the remaining time available for you to complete the examination. When the timer reaches zero, the examination will end by itself. You will not be required to end or submit your examination.
3. The Question Palette displayed on the right side of the screen will show the status of each question using one of the following symbols:



 You have not visited the question yet.

 You have not answered the question.

 You have answered the question.

 You have NOT answered the question, but have marked the question for review.

 The question(s) "Answered and Marked for Review" will be considered for evaluation.

4. The 'Marked for Review' status for a question simply indicates that you would like to look at that question again.
5. You can click on the ">" arrow which appears to the left of the question palette to collapse the question palette thereby maximizing the question window. To view the question palette again, you can click on "<" which appears on the right side of the question window.
6. You can click on your "Profile" image on the top right corner of your screen to change the language during the exam for the entire question paper. On clicking on the Profile image, you will get a drop-down to change the question content to the desired language.
7. You can click on  to navigate to the bottom and  to navigate to the top of the question area, without scrolling.

Navigating to a Question:

8. To answer a question, do the following:
 - a. Click on the question number in the Question Palette at the right of your screen to go to that question directly. Note that using this option does NOT save your answer to the current question.
 - b. Click on **Save & Next** to save your answer for the current question and then go to the next question.

- c. Click on **Mark for Review & Next** to save your answer for the current question, mark it for review, and then go to the next question.

Answering a Question :

9. Procedure for answering a Multiple Choice Type question:
 - a. To select your answer, click on the button of one of the options.
 - b. To deselect your chosen answer, click on the button of the chosen option again or click on the **Clear Response** button.
 - c. To change your chosen answer, click on the button of another option.
 - d. To save your answer, you must click on the Save & Next button
 - e. To mark the question for review, click on the '**Mark for Review & Next**' button.
10. To change your answer to a question that has already been answered, first select that question for answering and then follow the procedure for answering that type of question.

Navigating through sections:

11. Sections in this question paper are displayed on the top bar of the screen. Questions in a section can be viewed by clicking on the Section name. The section you are currently viewing is highlighted.
12. After clicking the **Save and Next** button on the last question for a Section, you will automatically be taken to the first question of the next section.
13. You can shuffle between sections and questions anytime during the examination as per your convenience only during the time stipulated.
14. The candidate can view the corresponding section summary as part of the legend that appears in every section above the question palette.

Instruction for Question:

15. For the correctness of the translation for a particular language, only the **English version** will be considered as the final version for evaluation purposes.

The keyboard attached to the computer, if any, will be disabled during the entire duration of the examination. Depending on the type of question, the answers to questions can either be entered by clicking on the virtual on-screen keyboard (numeric or otherwise) using the computer mouse or by clicking the chosen option(s) using the computer mouse. Candidates will have the option to change/modify answers already entered anytime during the entire duration of the examination.

In case the computer/mouse allotted to any candidate malfunctions anytime during the test, he/she will be immediately allotted another computer system and the time lost due to this will be adjusted in the server so as to give the candidate the full allotted time.

The on-screen computer clock counter of every candidate will be set at the server. The countdown timer on the top right side of the computer screen will display the time remaining (in minutes) available for the candidate to complete the examination. When the timer reaches zero, the examination will end by itself. The candidates will not be required to end or submit the examination.

The Question Palette displayed on the screen will show the status of each question using one of the following symbols:



The question(s) “Answered and Marked for Review” status for a question indicates that the candidates would like to have a relook at that question again. A candidate has the option of answering a question and simultaneously “Marked for Review”, these answers will be considered for evaluation. However, if a candidate has simply put “Marked for Review” for a question without answering it, the corresponding question marked for review without an answer will not be considered for evaluation. It may be noted that a candidate can return to any “Marked for Review” question any time during the examination by clicking on the corresponding question number icon displayed on the Question Palette of the corresponding section.

- (d) The candidates can click on the “>” arrow which appears to the left of the question palette to collapse the question palette thereby maximizing the question viewing window. To view the question palette again, the candidate can click on “<” which appears on the right side of the question window.
- (e) Candidates can click on to navigate to the bottom and to navigate to the top of the question area, without scrolling. Using the computer mouse the candidate can scroll up and down the question viewing area for viewing the entire question.
- (f) The full paper can be viewed by clicking the “Question Paper” icon on the top right corner of the screen.
- (g) Blank Sheets for doing Rough Work/calculations shall be provided to the candidates. The Blanks Sheets would have a Header page for the candidates to write down his/her Name and Roll Number. All calculations/writing work is to be done only in the Blank Sheets provided at the Centre in the Examination Room/Hall and on completion of the test candidates must hand over the rough sheets to the invigilator on duty in the Room/Hall.
- (h) **Navigating to a Question To navigate between questions within a Paper, the candidate needs to do the following:**
 - (a) Click on the question number in the Question Palette at the right of the screen to go to that numbered question directly. Note that using this option does NOT save the answer to the currently displayed question.
 - (b) Click on “Save and Next” to save the answer to any question. Clicking on “Save and Next” will save the answer for the current question and the next question will be displayed on the candidate’s computer screen.

- (c) Click on “Mark for Review and Next” to mark a question for review (without answering it) and proceed to the next question.



(i) Answering a Question

To navigate between questions within a Paper, the candidate needs to do the following:

Procedure for answering a Multiple-Choice type question:

- (a) To select the option(s), click on the corresponding button(s) of the option(s).
- (b) To deselect the chosen answer, click on the button of the chosen option again or click on the “Clear Response” button.
- (c) To save the answer, the candidate MUST click on the “Save and Next” button.
- (d) To mark the question for review (without answering it), click on the “Mark for Review and Next” button.

(j) Navigating through sections:

- (i) Sections in the question paper are displayed on the top bar of the screen. Questions in a section can be viewed by clicking on the section name. The section in which the candidate is currently viewing will be highlighted.
- (ii) After clicking the “Save and Next” button on the last question for a section, the candidate will automatically be taken to the first question of the next section.
- (iii) Candidates can shuffle between sections and questions within sections anytime during the examination as per the convenience only during the time stipulated.
- (iv) The candidate can view the corresponding section summary as part of the legend that appears in every section above the question palette.

(k) Procedure for answering questions that require inputs from the on-screen virtual keyboard (numeric or otherwise):

- (a) The candidate will have to use the on-screen virtual keyboard (that would be displayed just below the question statement of these types of questions) and the attached computer mouse to enter his/her answer in the space provided for the answer.

On-Screen Virtual Keyboard



- (b) The answer can be changed, if required, anytime during the test. To save the answer, the candidate MUST click on the “Save and Next” button.
- (c) To mark the question for review (without answering it), click on the “Mark for Review and Next” button.

The candidates will have the option to change previously saved answer to any question, anytime during the entire duration of the test. To change the answer to a question that has already been answered, first select the corresponding question from the Question Palette, then click on “Clear Response” to clear the previously entered answer and subsequently follow the procedure for answering that type of question.

(I) ROUGH WORK:

All calculations/writing work is to be done only in the rough sheet provided at the Centre in the Examination Room/Hall and on completion of the test candidates must hand over the rough sheets to the invigilator on duty in the Room/Hall.

NTA: Test Practice Centres (TPCs)

What is a Test Practice Centre (TPCs)?

The Ministry of Human Resource Development mandated the NTA to set up, establish and create a network of Test Practice Centres for candidates, especially in remote and rural areas to enable them to practice and be comfortable in taking a Computer Based Test (CBT). This facility is completely free of cost. Candidates can register online (on the NTA website) where they are provided a convenient TPC near to their location to practice on a given computer node. This facilitates and eases the process of being able to take a Computer Based Test (CBT). The entire experience of using a computer is close to the actual experience of taking a CBT. All efforts are made to provide practice tests and questions so that candidates can familiarize themselves with logging into the system, go through the detailed instructions regarding the test, use the mouse or numeric keyboard on-screen (virtual) for attempting each question, scroll down to the next question, navigate between questions, review and edit their options and submit questions.

The objective of TPCs is primarily to organize test practice for the upcoming NTA examinations.

**Procedure to be adopted for compilation of NTA scores for multi-session Papers
(Normalization procedure based on PERCENTILE SCORE)**

NTA may conduct examinations on multiple dates, generally in two sessions per day. The candidates will be given different sets of questions per session and it is quite possible that in spite of all efforts of maintaining equivalence among various question papers, the difficulty level of these question papers administered in different sessions may not be exactly the same. Some of the candidates may end up attempting a relatively tougher set of questions when compared to other sets. The candidates who attempt the comparatively tougher examination are likely to get lower marks as compared to those who attempt the easier one. In order to overcome such a situation, “**Normalization procedure based on Percentile Score**” will be used for ensuring that candidates are neither benefitted nor disadvantaged due to the difficulty level of the examination. With the objective of ensuring that a candidate’s true merit is identified and that a level playing field is created in the above context, the Normalization Procedure, set out below shall be adopted, for compiling the NTA scores for multi-session papers.

The process of Normalization is an established practice for comparing candidate scores across multi-session papers and is similar to those being adopted in other large educational selection tests conducted in India. For normalization across sections, NTA shall use the percentile equivalence.

Percentile Scores: Percentile scores are scores based on the relative performance of all those who appear for the examination. The marks obtained are transformed into a scale ranging from 100 to 0 for each session of examinees.

The Percentile Score indicates the percentage of candidates that have scored EQUAL TO OR BELOW (same or lower raw scores) that particular Percentile in that examination. Therefore the topper (highest score) of each session will get the same Percentile of 100 which is desirable. The marks obtained in between the highest and lowest scores are also converted to appropriate Percentiles.

The Percentile score will be the Normalized Score for the examination (instead of the raw marks of the candidate) and shall be used for the preparation of the merit lists.

The Percentile Scores will be calculated up to 7 decimal places to avoid the bunching effect and reduce ties.

The Percentile score of a Candidate is calculated as follows:

$$\frac{100 \times \text{Number of candidates appeared in the 'Session' with raw score EQUAL TO OR LESS than the candidate}}{\text{The total number of the candidates who appeared in the 'Session'}}$$

Note: The Percentile of the Total shall NOT be an aggregate or average of the Percentile of the individual subject. The percentile score is not the same as the percentage of marks obtained.

Example: Suppose a test was held in 4 sessions of examinees as per details given below:

(Allocation of Days and shifts were done randomly)

(a) **The distribution of candidates were as follows:**

Session-1: Day-1 Shift-1, **Session-2:** Day-1 Shift-2, **Session-3:** Day-2 Shift-1 and **Session-4:** Day-2 Shift-2

Information Bulletin: Joint Entrance Examination (Main) - 2023

Session	Day/Shift	No of Candidates			Marks	
		Absent	Appeared	Total	Highest	Lowest
Session-1	Day-1 Shift-1	3974	28012	31986	335	-39
Session-2	Day-1 Shift-2	6189	32541	38730	346	-38
Session-3	Day-2 Shift-1	6036	41326	47362	331	-49
Session-4	Day-2 Shift-2	9074	40603	49677	332	-44
Total (Session-1 to Session-4)		25273	142482	167755	346	-49

In this method of scoring the HIGHEST RAW SCORE in each paper (irrespective of the raw scores) will be the 100 Percentile indicating that 100% of candidates have scored equal to or lesser than the highest scorer/ topper for that session.

Highest Raw Score and Percentile Score: All the highest raw scores will have a normalized Percentile Score of 100 for their respective session.

Session	Total Candidate s Appeared	Highest Raw Score	Candidates who scored EQUAL OR LESS THAN Highest Raw Score	Percentile Score	Remarks
Session-1	28012	335	28012	100.000000 [(28012/28012)*100]	i.e. all the highest raw scores would be normalized to 100 Percentile Score for their respective session.
Session -2	32541	346	32541	100.000000 [(32541/32541)*100]	
Session -3	41326	331	41326	100.000000 [(41326/41326)*100]	
Session -4	40603	332	40603	100.000000 [(40603/40603)*100]	

Lowest Raw Score and Percentile Score: The percentile Score of all the lowest raw scores will depend on the total number of candidates who have taken the examination for their respective sessions.

Information Bulletin: Joint Entrance Examination (Main) - 2023

Session	Total Candidates Appeared	Lowest Raw Score	Candidates who scored EQUAL OR LESS THAN Lowest Raw Score	Percentile Score	Remarks
Session -1	28012	-39	1	0.0035699 [(1/28012)*100]	i.e. Percentile Score of all the lowest raw scores is different i.e. Percentile Score depends on the total number of candidates who have taken the examination for their respective sessions.
Session -2	32541	-38	1	0.0030730 [(1/32541)*100]	
Session -3	41326	-49	1	0.0024198 [(1/41326)*100]	
Session -4	40603	-44	1	0.0024629 [(1/40603)*100]	

The following is a further explanation of the interpretation of the raw scores and Percentile Score in Session-3 (Day-2 and Shift-1) with 41326 candidates who have taken the examination.

Candidate	Percentile Score	No of Candidates	Raw Score	Remark
A	100.000000 [(41326/41326)*100]	1	331	This indicates that amongst those who appeared, 100% have scored either EQUAL TO OR LESS THAN candidate A (331 raw scores).
				It also indicates that no candidate has scored more than candidate A (331 raw scores).
B	90.1224411 [(37244/41326)*100]	77	121	This indicates that amongst those who appeared, 90.1224411% have scored either EQUAL TO OR LESS THAN candidate B (121 raw scores).
				It also indicates that the remaining candidates have scored

				more than candidate B (121 raw scores).
C	50.4549194 [(20851/41326)*100]	381	41	This indicates that amongst those who appeared, 50.4549194% have scored either EQUAL TO OR LESS THAN candidate C (41 raw scores).
				It also indicates that the remaining those who appeared have scored more than candidate C (41 raw scores).
D	31.7040120 [(13102/41326)*100]	789	25	This indicates that amongst those who appeared, 31.7040120% have scored either EQUAL TO OR LESS THAN the candidate D (25 raw scores).
				It also indicates that the remaining candidates have scored more than candidate D (25 raw scores).
E	1.1034216 [(456/41326)*100]	100	-15	Indicates that amongst those who appeared, 1.1034216% have scored either EQUAL TO OR LESS THAN the candidate E (-15 raw score).
				It also indicates that the remaining candidates have scored more than candidate E (-15 raw score).

STEP-BY-STEP PROCEDURE FOR NORMALIZATION AND PREPARATION OF RESULT:

Step-1: Distribution of Examinees in two shifts:

Candidates have to be distributed into two sessions randomly so that each session has an approximately equal number of candidates. These two sessions would be as follows:

Session-1: Day-1 Shift-1, **Session-2:** Day-1 Shift-2

In the event of a more number of days or less number of shifts, the candidates will be divided accordingly.

This will ensure that there is no bias in the distribution of candidates who shall take the examination. Further, with a large population of examinees spread over the entire country the possibility of such bias becomes remote.

Step-2: Preparation of Results for each Session:

The examination results for **each session** would be prepared in the form of

- Raw Scores
- Percentiles Scores of Total raw scores.

The Percentiles would be calculated for each candidate in the Session as follows:

Let TP1 be the Percentile Score of Total Raw Score of that candidate.

$$\text{Total Percentile (TP1) : } 100 \times \frac{\text{No. of candidates appeared from the session with raw score EQUAL TO OR LESS than the score of the Candidate}}{\text{Total No. of candidates appeared in the session}}$$

Step-3: Compilation of NTA score and Preparation of Result:

The Percentile scores for the Total Raw Score for all the sessions (**Session-1: Day-1 Shift-1, Session-2: Day-1 Shift-2**) as calculated in Step-2 above would be merged and shall be called the NTA scores which will then be used for the compilation of results and further processing for deciding the allocation.

In the events of the percentiles for the multi-shifts being dissimilar/unequal, the lowest will be the eligibility cut-off for that category for all candidates (i.e. all shifts).

For Example: In the examination held in two shifts, if the 40% marks correspond to a Percentile score of 78 in Shift 1 and 79 in Shift 2, then all those equal to or above 78 percentiles (Percentile score of 100 to 78) in both shifts will become eligible in General Category. A similar method will be adopted for the other categories to determine eligibility cut-offs. In case the examination is held in more number of shifts the same principle shall apply.

SYLLABUS for JEE (Main)-2023

Syllabus for Paper-1 (B.E./B.Tech.)- Mathematics, Physics, and Chemistry

MATHEMATICS

UNIT 1: SETS, RELATIONS, AND FUNCTIONS:

Sets and their representation: Union, intersection and complement of sets and their algebraic properties; Power set; Relation, Type of relations, equivalence relations, functions; one-one, into and onto functions, the composition of functions.

UNIT 2: COMPLEX NUMBERS AND QUADRATIC EQUATIONS:

Complex numbers as ordered pairs of reals, Representation of complex numbers in the form $a + ib$ and their representation in a plane, Argand diagram, algebra of complex number, modulus and argument (or amplitude) of a complex number, square root of a complex number, triangle inequality, Quadratic equations in real and complex number system and their solutions Relations between roots and co-efficient, nature of roots, the formation of quadratic equations with given roots.

UNIT3: MATRICES AND DETERMINANTS:

Matrices, algebra of matrices, type of matrices, determinants, and matrices of order two and three, properties of determinants, evaluation of determinants, area of triangles using determinants, Adjoint, and evaluation of inverse of a square matrix using determinants and elementary transformations, Test of consistency and solution of simultaneous linear equations in two or three variables using determinants and matrices.

UNIT 4: PERMUTATIONS AND COMBINATIONS:

The fundamental principle of counting, permutation as an arrangement and combination as section, Meaning of $P(n,r)$ and $C(n,r)$, simple applications.

UNIT 5: MATHEMATICAL INDUCTIONS:

Principle of Mathematical Induction and its simple applications.

UNIT 6: BINOMIAL THEOREM AND ITS SIMPLE APPLICATIONS:

Binomial theorem for a positive integral index, general term and middle term, properties of Binomial coefficients, and simple applications.

UNIT 7: SEQUENCE AND SERIES:

Arithmetic and Geometric progressions, insertion of arithmetic, geometric means between two given numbers, Relation between A.M and G.M sum up to n terms of special series; S_n , S_{2n} , S_{3n} . Arithmetico-Geometric progression.

UNIT 8: LIMIT, CONTINUITY, AND DIFFERENTIABILITY:

Real-valued functions, algebra of functions, polynomials, rational, trigonometric, logarithmic, and exponential functions, inverse function. Graphs of simple functions. Limits, continuity, and differentiability. Differentiation of the sum, difference, product, and quotient of two functions. Differentiation of trigonometric, inverse trigonometric, logarithmic, exponential, composite and implicit functions; derivatives of order up to two, Rolle's and Lagrange's Mean value Theorems, Applications of derivatives: Rate of change of quantities, monotonic-Increasing and decreasing functions, Maxima and minima of functions of one variable, tangents and normal.

UNIT 9: INTEGRAL CALCULAS:

Integral as an anti-derivative, Fundamental Integrals involving algebraic, trigonometric, exponential, and logarithms functions. Integrations by substitution, by parts, and by partial functions. Integration using trigonometric identities.

Evaluation of simple integrals of the type

$$\int \frac{dx}{x^2+a^2}, \int \frac{dx}{\sqrt{x^2 \pm a^2}}, \int \frac{dx}{a^2-x^2}, \int \frac{dx}{\sqrt{a^2-x^2}}, \int \frac{dx}{ax^2+bx+c}, \int \frac{dx}{\sqrt{ax^2+bx+c}}, \int \frac{(px+q)dx}{ax^2+bx+c},$$
$$\int \frac{(px+q)dx}{\sqrt{ax^2+bx+c}}, \int \sqrt{a^2 \pm x^2} dx, \int \sqrt{x^2 - a^2} dx$$

Integral as limit of a sum. The fundamental theorem of calculus, properties of definite integrals. Evaluation of definite integrals, determining areas of the regions bounded by simple curves in standard form.

UNIT 10: DIFFERENTIAL EQUATIONS

Ordinary differential equations, their order, and degree, the formation of differential equations, solution of differential equation by the method of separation of variables, solution of a homogeneous and linear differential equation of the type

$$\frac{dy}{dx} + p(x)y = q(x)$$

UNIT 11: CO-ORDINATE GEOMETRY

Cartesian system of rectangular coordinates in a plane, distance formula, sections formula, locus, and its equation, translation of axes, the slope of a line, parallel and perpendicular lines, intercepts of a line on the co-ordinate axis.

Straight line

Various forms of equations of a line, intersection of lines, angles between two lines, conditions for concurrence of three lines, the distance of a point from a line, equations of internal and external bisectors of angles between two lines co-ordinate of the centroid, orthocentre, and circumcentre of a triangle, equation of the family of lines passing through the point of intersection of two lines.

Circle, conic sections

A standard form of equations of a circle, the general form of the equation of a circle, its radius and central, equation of a circle when the endpoints of a diameter are given, points of intersection of a line and a circle with the centre at the origin and condition for a line to be tangent to a circle, equation of the tangent, sections of conics, equations of conic sections (parabola, ellipse, and hyperbola) in standard forms, condition for $Y = mx + c$ to be a tangent and point (s) of tangency.

UNIT 12: THREE DIMENSIONAL GEOMETRY

Coordinates of a point in space, the distance between two points, section formula, direction ratios, and direction cosines, the angle between two intersecting lines. Skew lines, the shortest distance between them, and its equation. Equations of a line and a plane in different forms, the intersection of a line and a plane, coplanar lines.

UNIT 13: VECTOR ALGEBRA

Vectors and scalars, the addition of vectors, components of a vector in two dimensions and three-dimensional space, scalar and vector products, scalar and vector triple product.

UNIT 14: STATISTICS AND PROBABILITY

Measures of discretion; calculation of mean, median, mode of grouped and ungrouped data calculation of standard deviation, variance and mean deviation for grouped and ungrouped data.

Probability: Probability of an event, addition and multiplication theorems of probability, Baye's theorem, probability distribution of a random variate, Bernoulli trials, and binomial distribution.

UNIT 15: TRIGONOMETRY

Trigonometrical identities and equations, trigonometrical functions, inverse trigonometrical functions, and their properties, heights, and distance.

UNIT 16: MATHEMATICAL REASONING

Statement logical operations and, or, implies, implied by, if and only if, understanding of tautology, contradiction, converse, and contrapositive.

PHYSICS

UNIT 1: PHYSICS AND MEASUREMENT

Physics, technology, and society, S I Units, fundamental and derived units, least count, accuracy and precision of measuring instruments, Errors in measurement, Dimensions of Physics quantities, dimensional analysis, and its applications.

UNIT 2: KINEMATICS

The frame of reference, motion in a straight line, Position- time graph, speed and velocity; Uniform and non-uniform motion, average speed and instantaneous velocity, uniformly accelerated motion, velocity-time, position-time graph, relations for uniformly accelerated motion, Scalars and Vectors, Vector. Addition and subtraction, zero vector, scalar and vector products, Unit Vector, Resolution of a Vector. Relative Velocity, Motion in a plane, Projectile Motion, Uniform Circular Motion.

UNIT 3: LAWS OF MOTION

Force and inertia, Newton's First law of motion; Momentum, Newton's Second Law of motion, Impulses; Newton's Third Law of motion. Law of conservation of linear momentum and its applications. Equilibrium of concurrent forces.

Static and Kinetic friction, laws of friction, rolling friction.

Dynamics of uniform circular motion: centripetal force and its applications.

UNIT 4: WORK, ENERGY, AND POWER

Work done by a constant force and a variable force; kinetic and potential energies, work-energy theorem, power.

The potential energy of spring conservation of mechanical energy, conservative and non-conservative forces; Elastic and inelastic collisions in one and two dimensions.

UNIT 5: ROTATIONAL MOTION

Centre of the mass of a two-particle system, Centre of the mass of a rigid body; Basic concepts of rotational motion; a moment of a force; torque, angular momentum, conservation of angular momentum and its applications; the moment of inertia, the radius of gyration. Values of moments of inertia for

simple geometrical objects, parallel and perpendicular axes theorems, and their applications. Rigid body rotation equations of rotational motion.

UNIT 6: GRAVITATION

The universal law of gravitation. Acceleration due to gravity and its variation with altitude and depth. Kepler's law of planetary motion. Gravitational potential energy; gravitational potential. Escape velocity, Orbital velocity of a satellite. Geo stationary satellites.

UNIT 7: PROPERTIES OF SOLIDS AND LIQUIDS

Elastic behaviour, Stress-strain relationship, Hooke's Law. Young's modulus, bulk modulus, modulus of rigidity. Pressure due to a fluid column; Pascal's law and its applications. Viscosity. Stokes' law. terminal velocity, streamline, and turbulent flow. Reynolds number. Bernoulli's principle and its applications. Surface energy and surface tension, angle of contact, application of surface tension - drops, bubbles, and capillary rise. Heat, temperature, thermal expansion; specific heat capacity, calorimetry; change of state, latent heat. Heat transfer-conduction, convection, and radiation. Newton's law of cooling.

UNIT 8: THERMODYNAMICS

Thermal equilibrium, zeroth law of thermodynamics, the concept of temperature. Heat, work, and internal energy. The first law of thermodynamics. The second law of thermodynamics: reversible and irreversible processes. Carnot engine and its efficiency.

UNIT 9: KINETIC THEORY OF GASES

Equation of state of a perfect gas, work done on compressing a gas, Kinetic theory of gases - assumptions, the concept of pressure. Kinetic energy and temperature: RMS speed of gas molecules: Degrees of freedom. Law of equipartition of energy, applications to specific heat capacities of gases; Mean free path. Avogadro's number.

UNIT 10: OSCILLATIONS AND WAVES

Periodic motion - period, frequency, displacement as a function of time. Periodic functions. Simple harmonic motion (S.H.M.) and its equation; phase: oscillations of a spring -restoring force and force constant: energy in S.H.M. - Kinetic and potential energies; Simple pendulum - derivation of expression for its time period: Free, forced and damped oscillations, resonance.

Wave motion. Longitudinal and transverse waves, speed of a wave. Displacement relation for a progressive wave. Principle of superposition of waves, a reflection of waves. Standing waves in strings and organ pipes, fundamental mode and harmonics. Beats. Doppler Effect in sound

UNIT 11: ELECTROSTATICS

Electric charges: Conservation of charge. Coulomb's law forces between two point charges, forces between multiple charges: superposition principle and continuous charge distribution.

Electric field: Electric field due to a point charge, Electric field lines. Electric dipole, Electric field due to a dipole. Torque on a dipole in a uniform electric field.

Electric flux. Gauss's law and its applications to find field due to infinitely long uniformly charged straight wire, uniformly charged infinite plane sheet, and uniformly charged thin spherical shell. Electric potential and its calculation for a point charge, electric dipole and system of charges; Equipotential surfaces, Electrical potential energy of a system of two point charges in an electrostatic field.

Conductors and insulators. Dielectrics and electric polarization, capacitor, the combination of capacitors in series and parallel, capacitance of a parallel plate capacitor with and without dielectric medium between the plates. Energy stored in a capacitor.

UNIT 12: CURRENT ELECTRICITY

Electric current. Drift velocity. Ohm's law. Electrical resistance. Resistances of different materials. V-I characteristics of Ohmic and non-ohmic conductors. Electrical energy and power. Electrical resistivity. Colour code for resistors; Series and parallel combinations of resistors; Temperature dependence of resistance.

Electric Cell and its Internal resistance, potential difference and emf of a cell, a combination of cells in series and parallel. Kirchhoff's laws and their applications. Wheatstone bridge. Metre Bridge. Potentiometer - principle and its applications.

UNIT 13: MAGNETIC EFFECTS OF CURRENT AND MAGNETISM

Biot - Savart law and its application to current carrying circular loop. Ampere's law and its applications to infinitely long current carrying straight wire and solenoid. Force on a moving charge in uniform magnetic and electric fields. Cyclotron.

Force on a current-carrying conductor in a uniform magnetic field. The force between two parallel currents carrying conductors-definition of ampere. Torque experienced by a current loop in a uniform magnetic field: Moving coil galvanometer, its current sensitivity, and conversion to ammeter and voltmeter.

Current loop as a magnetic dipole and its magnetic dipole moment. Bar magnet as an equivalent solenoid, magnetic field lines; Earth's magnetic field and magnetic elements. Para-, dia- and ferromagnetic substances. Magnetic susceptibility and permeability. Hysteresis. Electromagnets and permanent magnets.

UNIT 14: ELECTROMAGNETIC INDUCTION AND ALTERNATING CURRENTS

Electromagnetic induction: Faraday's law. Induced emf and current: Lenz's Law, Eddy currents. Self and mutual inductance. Alternating currents, peak and RMS value of alternating current/ voltage: reactance and impedance: LCR series circuit, resonance: Quality factor, power in AC circuits, wattless current. AC generator and transformer.

UNIT 15: ELECTROMAGNETIC WAVES

Electromagnetic waves and their characteristics, Transverse nature of electromagnetic waves, Electromagnetic spectrum (radio waves, microwaves, infrared, visible, ultraviolet. X-rays. Gamma rays), Applications of e.m. waves.

UNIT 16: OPTICS

Reflection and refraction of light at plane and spherical surfaces, mirror formula. Total internal reflection and its applications. Deviation and Dispersion of light by a prism; Lens Formula. Magnification. Power of a Lens. Combination of thin lenses in contact. Microscope and Astronomical Telescope (reflecting and refracting) and their magnifying powers.

Wave optics: wavefront and Huygens' principle. Laws of reflection and refraction using Huygens principle. Interference, Young's double-slit experiment and expression for fringe width, coherent sources, and sustained interference of light. Diffraction due to a single slit, width of central maximum. Resolving power of microscopes and astronomical telescopes. Polarization, plane-polarized light: Brewster's law, uses of plane-polarized light and Polaroid.

UNIT 17: DUAL NATURE OF MATTER AND RADIATION

Dual nature of radiation. Photoelectric effect. Hertz and Lenard's observations; Einstein's photoelectric equation: particle nature of light. Matter waves-wave nature of particle, de Broglie relation. Davisson-Germer experiment.

UNIT 18: ATOMS AND NUCLEI

Alpha-particle scattering experiment; Rutherford's model of atom; Bohr model, energy levels, hydrogen spectrum. Composition and size of nucleus, atomic masses, isotopes, isobars: isotones. Radioactivity- alpha. beta and gamma particles/rays and their properties; radioactive decay law. Mass-energy relation, mass defect; binding energy per nucleon and its variation with mass number, nuclear fission, and fusion.

UNIT 19: ELECTRONIC DEVICES

Semiconductors; semiconductor diode: I-V characteristics in forward and reverse bias; diode as a rectifier; I-V characteristics of LED. the photodiode, solar cell, and Zener diode; Zener diode as a voltage regulator. Junction transistor, transistor action, characteristics of a transistor: transistor as an amplifier (common emitter configuration) and oscillator. Logic gates (OR. AND. NOT. NAND and NOR). Transistor as a switch.

UNIT 20: COMMUNICATION SYSTEMS

Propagation of electromagnetic waves in the atmosphere; Sky and space wave propagation. Need for modulation. Amplitude and Frequency Modulation, Bandwidth of signals. the bandwidth of Transmission medium, Basic Elements of a Communication System (Block Diagram only).

UNIT 21: EXPERIMENTAL SKILLS

Familiarity with the basic approach and observations of the experiments and activities:

1. Vernier calipers-its use to measure the internal and external diameter and depth of a vessel.
2. Screw gauge-its use to determine thickness/ diameter of thin sheet/wire.
3. Simple Pendulum-dissipation of energy by plotting a graph between the square of amplitude and time.
4. Metre Scale - the mass of a given object by the principle of moments.
5. Young's modulus of elasticity of the material of a metallic wire.
6. Surface tension of water by capillary rise and effect of detergents,
7. Co-efficient of Viscosity of a given viscous liquid by measuring terminal velocity of a given spherical **body**,
8. Plotting a cooling curve for the relationship between the temperature of a hot body and time.
9. Speed of sound in air at room temperature using a resonance tube,
10. Specific heat capacity of a given (i) solid and (ii) liquid by method of mixtures.
11. The resistivity of the material of a given wire using a metre bridge.
12. The resistance of a given wire using Ohm's law.
13. Potentiometer-
 - i. Comparison of emf of two primary cells.
 - ii. Determination of internal resistance of a cell.
14. Resistance and figure of merit of a galvanometer by half deflection method.

15. The focal length of;
 - (i) Convex mirror
 - (ii) Concave mirror, and
 - (iii) Convex lens, using the parallax method.
16. The plot of the angle of deviation vs angle of incidence for a triangular prism.
17. Refractive index of a glass slab using a travelling microscope.
18. Characteristic curves of a p-n junction diode in forward and reverse bias.
19. Characteristic curves of a Zener diode and finding reverse break down voltage.
20. Characteristic curves of a transistor and finding current gain and voltage gain.
21. Identification of Diode. LED, Transistor. IC. Resistor. A capacitor from a mixed collection of such items.
22. Using a multimeter to:
 - (i) Identify the base of a transistor
 - (ii) Distinguish between NPN and PNP type transistor
 - (iii) See the unidirectional current in case of a diode and an LED.
 - (iv) Check the correctness or otherwise of a given electronic component (diode, transistor, or IC).

CHEMISTRY

PHYSICAL CHEMISTRY

UNIT 1: SOME BASIC CONCEPTS IN CHEMISTRY

Matter and its nature, Dalton's atomic theory: Concept of atom, molecule, element, and compound: Physical quantities and their measurements in Chemistry, precision, and accuracy, significant figures. S.I.Units, dimensional analysis: Laws of chemical combination; Atomic and molecular masses, mole concept, molar mass, percentage composition, empirical and molecular formulae: Chemical equations and stoichiometry.

UNIT 2: STATES OF MATTER

Classification of matter into solid, liquid, and gaseous states.

Gaseous State:

Measurable properties of gases: Gas laws - Boyle's law, Charle's law. Graham's law of diffusion. Avogadro's law, Dalton's law of partial pressure; Concept of Absolute scale of temperature; Ideal gas equation; Kinetic theory of gases (only postulates); Concept of average, root mean square and most probable velocities; Real gases, deviation from Ideal behaviour, compressibility factor, and van der Waals equation.

Liquid State:

Properties of liquids - vapour pressure, viscosity and surface tension, and effect of temperature on them (qualitative treatment only).

Solid State:

Classification of solids: molecular, ionic, covalent and metallic solids, amorphous and crystalline solids (elementary idea); Bragg's Law and its applications: Unit cell and lattices, packing in solids (fcc, bcc and hcp lattices), voids, calculations involving unit cell parameters, an imperfection in solids; Electrical and magnetic properties.

UNIT 3: ATOMIC STRUCTURE

Thomson and Rutherford atomic models and their limitations; Nature of electromagnetic radiation, photoelectric effect; Spectrum of the hydrogen atom. Bohr model of a hydrogen atom - its postulates, derivation of the relations for the energy of the electron and radii of the different orbits, limitations of Bohr's model; Dual nature of matter, de Broglie's relationship. Heisenberg uncertainty principle. Elementary ideas of quantum mechanics, quantum mechanics, the quantum mechanical model of the atom, its important features. Concept of atomic orbitals as one-electron wave functions: Variation of Ψ and Ψ^2 with r for 1s and 2s orbitals; various

quantum numbers (principal, angular momentum, and magnetic quantum numbers) and their significance; shapes of s, p, and d - orbitals, electron spin and spin quantum number: Rules for filling electrons in orbitals – Aufbau principle. Pauli's exclusion principle and Hund's rule, electronic configuration of elements, extra stability of half-filled and completely filled orbitals.

UNIT 4: CHEMICAL BONDING AND MOLECULAR STRUCTURE

Kossel - Lewis approach to chemical bond formation, the concept of ionic and covalent bonds.

Ionic Bonding: Formation of ionic bonds, factors affecting the formation of ionic bonds; calculation of lattice enthalpy.

Covalent Bonding: Concept of electronegativity. Fajan's rule, dipole moment: Valence Shell Electron Pair Repulsion (VSEPR) theory and shapes of simple molecules.

Quantum mechanical approach to covalent bonding: Valence bond theory - its important features, the concept of hybridization involving s, p, and d orbitals; Resonance.

Molecular Orbital Theory - Its important features. LCAOs, types of molecular orbitals (bonding, antibonding), sigma and pi-bonds, molecular orbital electronic configurations of homonuclear diatomic molecules, the concept of bond order, bond length, and bond energy.

Elementary idea of metallic bonding. Hydrogen bonding and its applications.

UNIT 5: CHEMICAL THERMODYNAMICS

Fundamentals of thermodynamics: System and surroundings, extensive and intensive properties, state functions, types of processes.

The first law of thermodynamics - Concept of work, heat internal energy and enthalpy, heat capacity, molar heat capacity; Hess's law of constant heat summation; Enthalpies of bond dissociation, combustion, formation, atomization, sublimation, phase transition, hydration, ionization, and solution.

The second law of thermodynamics - Spontaneity of processes; ΔS of the universe and ΔG of the system as criteria for spontaneity. ΔG° (Standard Gibbs energy change) and equilibrium constant.

UNIT 6: SOLUTIONS

Different methods for expressing the concentration of solution - molality, molarity, mole fraction, percentage (by volume and mass both), the vapour pressure of solutions and Raoult's Law - Ideal and non-ideal solutions, vapour pressure - composition, plots for ideal and non-ideal solutions; Colligative properties of dilute solutions - a relative lowering of vapour pressure, depression of freezing point, the elevation of boiling point and osmotic pressure; Determination of molecular mass using colligative properties; Abnormal value of molar mass, van't Hoff factor and its significance.

UNIT 7: EQUILIBRIUM

Meaning of equilibrium, the concept of dynamic equilibrium.

Equilibria involving physical processes: Solid-liquid, liquid - gas and solid-gas equilibria, Henry's law. General characteristics of equilibrium involving physical processes.

Equilibrium involving chemical processes: Law of chemical equilibrium, equilibrium constants (K_p and K_c) and their significance, the significance of ΔG and ΔG° in chemical equilibrium, factors affecting equilibrium concentration, pressure, temperature, the effect of catalyst; Le Chatelier's principle.

Ionic equilibrium: Weak and strong electrolytes, ionization of electrolytes, various concepts of acids and bases (Arrhenius. Bronsted - Lowry and Lewis) and their ionization, acid-base

equilibria (including multistage ionization) and ionization constants, ionization of water. pH scale, common ion effect, hydrolysis of salts and pH of their solutions, the solubility of sparingly soluble salts and solubility products, buffer solutions.

UNIT 8: REDOX REACTIONS AND ELECTROCHEMISTRY

Electronic concepts of oxidation and reduction, redox reactions, oxidation number, rules for assigning oxidation number, balancing of redox reactions.

Electrolytic and metallic conduction, conductance in electrolytic solutions, molar conductivities and their variation with concentration: Kohlrausch's law and its applications.

Electrochemical cells - Electrolytic and Galvanic cells, different types of electrodes, electrode potentials including standard electrode potential, half - cell and cell reactions, emf of a Galvanic cell and its measurement: Nernst equation and its applications; Relationship between cell potential and Gibbs' energy change: Dry cell and lead accumulator; Fuel cells.

UNIT 9: CHEMICAL KINETICS

Rate of a chemical reaction, factors affecting the rate of reactions: concentration, temperature, pressure, and catalyst; elementary and complex reactions, order and molecularity of reactions, rate law, rate constant and its units, differential and integral forms of zero and first-order reactions, their characteristics and half-lives, the effect of temperature on the rate of reactions, Arrhenius theory, activation energy and its calculation, collision theory of bimolecular gaseous reactions (no derivation).

UNIT 10: SURFACE CHEMISTRY

Adsorption- Physisorption and chemisorption and their characteristics, factors affecting adsorption of gases on solids - Freundlich and Langmuir adsorption isotherms, adsorption from solutions.

Catalysis - Homogeneous and heterogeneous, activity and selectivity of solid catalysts, enzyme catalysis, and its mechanism.

Colloidal state- distinction among true solutions, colloids, and suspensions, classification of colloids - lyophilic. lyophobic; multi-molecular. macromolecular and associated colloids (micelles), preparation and properties of colloids - Tyndall effect. Brownian movement, electrophoresis, dialysis, coagulation, and flocculation: Emulsions and their characteristics.

INORGANIC CHEMISTRY

UNIT 11: CLASSIFICATION OF ELEMENTS AND PERIODICITY IN PROPERTIES

Modern periodic law and present form of the periodic table, s, p, d and f block elements, periodic trends in properties of elements atomic and ionic radii, ionization enthalpy, electron gain enthalpy, valence, oxidation states, and chemical reactivity.

UNIT 12: GENERAL PRINCIPLES AND PROCESSES OF ISOLATION OF METALS

Modes of occurrence of elements in nature, minerals, ores; Steps involved in the extraction of metals - concentration, reduction (chemical and electrolytic methods), and refining with special reference to the extraction of Al, Cu, Zn, and Fe; Thermodynamic and electrochemical principles involved in the extraction of **metals**.

UNIT 13: HYDROGEN

Position of hydrogen in periodic table, isotopes, preparation, properties and uses of hydrogen; Physical and chemical properties of water and heavy water; Structure, preparation, reactions, and uses of hydrogen peroxide; Classification of hydrides - ionic, covalent, and interstitial; Hydrogen as a fuel.

UNIT 14: S -BLOCK ELEMENTS (ALKALI AND ALKALINE EARTH METALS)

Group -1 and 2 Elements

General introduction, electronic configuration, and general trends in physical and chemical properties of elements, anomalous properties of the first element of each group, diagonal relationships.

Preparation and properties of some important compounds - sodium carbonate and sodium hydroxide and sodium hydrogen carbonate; Industrial uses of lime, limestone. Plaster of Paris and cement: Biological significance of Na, K, Mg, and Ca.

UNIT 15: P- BLOCK ELEMENTS

Group -13 to Group 18 Elements

General Introduction: Electronic configuration and general trends in physical and chemical properties of elements across the periods and down the groups; unique behaviour of the first element in each group.

Groupwise study of the p - block elements Group -13

Preparation, properties, and uses of boron and aluminum; Structure, properties, and uses of borax, boric acid, diborane, boron trifluoride, aluminum chloride, and alums.

Group -14

The tendency for catenation; Structure, properties, and uses of Allotropes and oxides of carbon, silicon tetrachloride, silicates, zeolites, and silicones.

Group -15

Properties and uses of nitrogen and phosphorus; Allotropic forms of phosphorus; Preparation, properties, structure, and uses of ammonia, nitric acid, phosphine, and phosphorus halides, (PCl₃, PCl₅); Structures of oxides and oxoacids of nitrogen and phosphorus.

Group -16

Preparation, properties, structures, and uses of ozone: Allotropic forms of sulphur; Preparation, properties, structures, and uses of sulphuric acid (including its industrial preparation); Structures of oxoacids of sulphur.

Group-17

Preparation, properties, and uses of hydrochloric acid; Trends in the acidic nature of hydrogen halides; Structures of Interhalogen compounds and oxides and oxoacids of halogens.

Group-18

Occurrence and uses of noble gases; Structures of fluorides and oxides of xenon.

UNIT 16: d - and f- BLOCK ELEMENTS

Transition Elements

General introduction, electronic configuration, occurrence and characteristics, general trends in properties of the first-row transition elements - physical properties, ionization enthalpy, oxidation states, atomic radii, colour, catalytic behaviour, magnetic properties, complex formation, interstitial compounds, alloy formation; Preparation, properties, and uses of $K_2Cr_2O_7$, and $KMnO_4$.

Inner Transition Elements

Lanthanoids - Electronic configuration, oxidation states, and lanthanoid contraction.

Actinoids - Electronic configuration and oxidation states.

UNIT 17: CO-ORDINATION COMPOUNDS

Introduction to coordination compounds. Werner's theory; ligands, coordination number, denticity. chelation; IUPAC nomenclature of mononuclear co-ordination compounds, isomerism; Bonding-Valence bond approach and basic ideas of Crystal field theory, colour and magnetic properties; Importance of co-ordination compounds (in qualitative analysis, extraction of metals and in biological systems).

UNIT 18: ENVIRONMENTAL CHEMISTRY

Environmental pollution - Atmospheric, water, and soil.

Atmospheric pollution - Tropospheric and Stratospheric

Tropospheric pollutants - Gaseous pollutants: Oxides of carbon, nitrogen, and sulphur, hydrocarbons; their sources, harmful effects, and prevention; Greenhouse effect and Global warming: Acid rain;

Particulate pollutants: Smoke, dust, smog, fumes, mist; their sources, harmful effects, and prevention.

Stratospheric pollution- Formation and breakdown of ozone, depletion of the ozone layer - its mechanism and effects.

Water Pollution - Major pollutants such as. pathogens, organic wastes, and chemical pollutants; their harmful effects and prevention.

Soil pollution - Major pollutants such as; Pesticides (insecticides. herbicides and fungicides), their harmful effects, and prevention. Strategies to control environmental pollution.

ORGANIC CHEMISTRY

UNIT 19: PURIFICATION AND CHARACTERISATION OF ORGANIC COMPOUNDS

Purification - Crystallization, sublimation, distillation, differential extraction, and chromatography - principles and their applications.

Qualitative analysis - Detection of nitrogen, sulphur, phosphorus, and halogens.

Quantitative analysis (basic principles only) - Estimation of carbon, hydrogen, nitrogen, halogens, sulphur, phosphorus.

Calculations of empirical formulae and molecular formulae: Numerical problems in organic quantitative analysis,

UNIT 20: SOME BASIC PRINCIPLES OF ORGANIC CHEMISTRY

Tetravalency of carbon: Shapes of simple molecules - hybridization (s and p): Classification of organic compounds based on functional groups: and those containing halogens, oxygen, nitrogen, and sulphur; Homologous series: Isomerism - structural and stereoisomerism.

Nomenclature (Trivial and IUPAC)

Covalent bond fission - Homolytic and heterolytic: free radicals, carbocations, and carbanions; stability of carbocations and free radicals, electrophiles, and nucleophiles.

Electronic displacement in a covalent bond

- Inductive effect, electromeric effect, resonance, and hyperconjugation.

Common types of organic reactions- Substitution, addition, elimination, and rearrangement.

UNITS 21: HYDROCARBONS

Classification, isomerism, IUPAC nomenclature, general methods of preparation, properties, and reactions.

Alkanes - Conformations: Sawhorse and Newman projections (of ethane): Mechanism of halogenation of alkanes.

Alkenes - Geometrical isomerism: Mechanism of electrophilic addition: addition of hydrogen, halogens, water, hydrogen halides (Markownikoffs and peroxide effect): Ozonolysis and polymerization.

Alkynes - Acidic character: Addition of hydrogen, halogens, water, and hydrogen halides: Polymerization.

Aromatic hydrocarbons - Nomenclature, benzene - structure and aromaticity: Mechanism of electrophilic substitution: halogenation, nitration.

Friedel - Craft's alkylation and acylation, directive influence of the functional group in mono-substituted benzene.

UNIT 22: ORGANIC COMPOUNDS CONTAINING HALOGENS

General methods of preparation, properties, and reactions; Nature of C-X bond; Mechanisms of substitution reactions.

Uses; Environmental effects of chloroform, iodoform freons, and DDT.

UNIT 23: ORGANIC COMPOUNDS CONTAINING OXYGEN

General methods of preparation, properties, reactions, and uses.

ALCOHOLS, PHENOLS, AND ETHERS

Alcohols: Identification of primary, secondary, and tertiary alcohols: mechanism of dehydration.

Phenols: Acidic nature, electrophilic substitution reactions: halogenation, nitration and sulphonation. Reimer - Tiemann reaction.

Ethers: Structure.

Aldehyde and Ketones: Nature of carbonyl group; Nucleophilic addition to $>C=O$ group, relative reactivities of aldehydes and ketones; Important reactions such as - Nucleophilic addition reactions (addition of HCN, NH_3 , and its derivatives), Grignard reagent; oxidation: reduction (Wolf Kishner and Clemmensen); the acidity of α -hydrogen, aldol condensation, Cannizzaro reaction, Haloform reaction, Chemical tests to distinguish between aldehydes and Ketones.

Carboxylic Acids

Acidic strength and factors affecting it,

UNIT 24: ORGANIC COMPOUNDS CONTAINING NITROGEN

General methods of preparation. Properties, reactions, and uses.

Amines: Nomenclature, classification structure, basic character, and identification of primary, secondary, and tertiary amines and their basic character.

Diazonium Salts: Importance in synthetic organic chemistry.

UNIT 25: POLYMERS

General introduction and classification of polymers, **general** methods of polymerization, - Addition and condensation, copolymerization.

Natural and synthetic, rubber and vulcanization, some important polymers with emphasis on their monomers and uses – polythene, nylon, polyester, and bakelite.

UNIT 26: BIOMOLECULES

General introduction and importance of biomolecules.

CARBOHYDRATES - Classification; aldoses and ketoses: monosaccharides (glucose and fructose) and constituent monosaccharides of oligosaccharides (sucrose, lactose, and maltose).

PROTEINS - Elementary Idea of α -amino acids, peptide bond, polypeptides. Proteins: primary, secondary, tertiary, and quaternary structure (qualitative idea only), denaturation of proteins, enzymes.

VITAMINS – Classification and functions.

NUCLEIC ACIDS – Chemical constitution of DNA and RNA.

Biological functions of nucleic acids.

UNIT 27: CHEMISTRY IN EVERYDAY LIFE

Chemicals in Medicines - Analgesics, tranquilizers, antiseptics, disinfectants, antimicrobials, anti-fertility drugs, antibiotics, antacids. Anti-histamines -their meaning and common examples.

Chemicals in food - Preservatives, artificial sweetening agents - common examples.

Cleansing Agents - Soaps and detergents, cleansing action

UNIT 28: PRINCIPLES RELATED TO PRACTICAL CHEMISTRY

Detection of extra elements (Nitrogen, Sulphur, halogens) in organic compounds; Detection of the following functional groups; hydroxyl (alcoholic and phenolic), carbonyl (aldehyde and ketones) carboxyl, and amino groups in organic compounds.

- The chemistry involved in the preparation of the following:

Inorganic compounds; Mohr's salt, potash alum.

Organic compounds: Acetanilide, p-nitro acetanilide, aniline yellow, iodoform.

- The chemistry involved in the titrimetric exercises – Acids, bases and the use of indicators, oxalic-acid vs KMnO_4 , Mohr's salt vs KMnO_4
- Chemical principles involved in the qualitative salt analysis:

Cations – Pb^{2+} , Cu^{2+} , Al^{3+} , Fe^{3+} , Zn^{2+} , Ni^{2+} , Ca^{2+} , Ba^{2+} , Mg^{2+} , NH_4^+

Anions- CO_3^{2-} , S^{2-} , SO_4^{2-} , NO_3^- , NO_2^- , Cl^- , Br^- , I^- (Insoluble salts excluded).

Chemical principles involved in the following experiments:

1. Enthalpy of solution of CuSO_4
2. Enthalpy of neutralization of strong acid and strong base.
3. Preparation of lyophilic and lyophobic sols.
4. Kinetic study of the reaction of iodide ions with hydrogen peroxide at room temperature.

Syllabus for Paper 2A (B.Arch)

MATHEMATICS

UNIT 1: SETS, RELATIONS, AND FUNCTIONS:

Sets and their representation: Union, intersection and complement of sets and their algebraic properties; Power set; Relation, Type of relations, equivalence relations, functions; one-one, into and onto functions, the composition of functions.

UNIT 2: COMPLEX NUMBERS AND QUADRATIC EQUATIONS:

Complex numbers as ordered pairs of reals, Representation of complex numbers in the form $a + ib$ and their representation in a plane, Argand diagram, algebra of complex number, modulus and argument (or amplitude) of a complex number, triangle inequality, Quadratic equations in real and complex number system and their solutions Relations between roots and co-efficient, nature of roots, the formation of quadratic equations with given roots.

UNIT 3: MATRICES AND DETERMINANTS:

Matrices, algebra of matrices, type of matrices, determinants, and matrices of order two and three, properties of determinants, evaluation of determinants, area of triangles using determinants, Adjoint, and evaluation of inverse of a square matrix using determinants and elementary transformations, Test of consistency and solution of simultaneous linear equations in two or three variables using determinants and matrices.

UNIT 4: PERMUTATIONS AND COMBINATIONS:

The fundamental principle of counting, permutation as an arrangement and combination as section, Meaning of $P(n,r)$ and $C(n,r)$, simple applications.

UNIT 5: MATHEMATICAL INDUCTIONS:

Principle of Mathematical Induction and its simple applications.

UNIT 6: BINOMIAL THEOREM AND ITS SIMPLE APPLICATIONS:

Binomial theorem for a positive integral index, general term and middle term, properties of Binomial coefficients, and simple applications.

UNIT 7: SEQUENCE AND SERIES:

Arithmetic and Geometric progressions, insertion of arithmetic, geometric means between two given numbers, Relation between A.M and G.M sum up to n terms of special series; S_n , S_{2n} , S_{3n} . Arithmetico-Geometric progression.

UNIT 8: LIMIT, CONTINUITY, AND DIFFERENTIABILITY:

Real-valued functions, algebra of functions, polynomials, rational, trigonometric, logarithmic, and exponential functions, inverse function. Graphs of simple functions. Limits, continuity,

and differentiability. Differentiation of the sum, difference, product, and quotient of two functions. Differentiation of trigonometric, inverse trigonometric, logarithmic, exponential, composite and implicit functions; derivatives of order up to two, Rolle's and Lagrange's Mean value Theorems, Applications of derivatives: Rate of change of quantities, monotonic-Increasing and decreasing functions, Maxima and minima of functions of one variable, tangents and normal.

UNIT 9: INTEGRAL CALCULAS:

Integral as an anti-derivative, Fundamental Integrals involving algebraic, trigonometric, exponential, and logarithms functions. Integrations by substitution, by parts, and by partial functions. Integration using trigonometric identities.

Evaluation of simple integrals of the type

$$\int \frac{dx}{x^2+a^2}, \int \frac{dx}{\sqrt{x^2 \pm a^2}}, \int \frac{dx}{a^2-x^2}, \int \frac{dx}{\sqrt{a^2-x^2}}, \int \frac{dx}{ax^2+bx+c}, \int \frac{dx}{\sqrt{ax^2+bx+c}}, \int \frac{(px+q)dx}{ax^2+bx+c},$$
$$\int \frac{(px+q)dx}{\sqrt{ax^2+bx+c}}, \int \sqrt{a^2 \pm x^2} dx, \int \sqrt{x^2 - a^2} dx$$

Integral as limit of a sum. The fundamental theorem of calculus, properties of definite integrals. Evaluation of definite integrals, determining areas of the regions bounded by simple curves in standard form.

UNIT 10: DIFFERENTIAL EQUATIONS

Ordinary differential equations, their order, and degree, the formation of differential equations, solution of differential equation by the method of separation of variables, solution of a homogeneous and linear differential equation of the type

$$\frac{dy}{dx} + p(x)y = q(x)$$

UNIT 11: CO-ORDINATE GEOMETRY

Cartesian system of rectangular coordinates in a plane, distance formula, sections formula, locus, and its equation, translation of axis, slope of a line, parallel and perpendicular lines, intercept of a line on the co-ordinate axes.

Straight line

Various forms of equations of a line, intersection of lines, angles between two lines, conditions for concurrence of three lines, the distance of a point from a line, equations of internal and external bisectors of angles between two lines co-ordinate of the centroid, orthocentre, and circumcentre of a triangle, equation of the family of lines passing through the point of intersection of two lines.

Circle, conic sections

A standard form of equations of a circle, the general form of the equation of a circle, its radius and central, equation of a circle when the endpoints of a diameter are given, points of

intersection of a line and a circle with the centre at the origin and condition for a line to be tangent to a circle, equation of the tangent, sections of conics, equations of conic sections (parabola, ellipse, and hyperbola) in standard forms, condition for $Y = mx + c$ to be a tangent and point (s) of tangency.

UNIT 12: THREE DIMENSIONAL GEOMETRY

Coordinates of a point in space, the distance between two points, section formula, direction ratios, direction cosines, the angle between two intersecting lines. Skew lines, the shortest distance between them, and its equation. Equations of a line and a plane in different forms, the intersection of a line and a plane, coplanar lines.

UNIT 13: VECTOR ALGEBRA

Vectors and scalars, the addition of vectors, components of a vector in two dimensions and three-dimensional space, scalar and vector products, scalar and vector triple product.

UNIT 14: STATISTICS AND PROBABILITY

Measures of discretion; calculation of mean, median, mode of grouped and ungrouped data calculation of standard deviation, variance and mean deviation for grouped and ungrouped data.

Probability: Probability of an event, addition and multiplication theorems of probability, Baye's theorem, probability distribution of a random variate, Bernoulli trials, and binomial distribution.

UNIT 15: TRIGONOMETRY

Trigonometrical identities and equations, trigonometrical functions, inverse trigonometrical functions, and their properties, heights, and distance.

UNIT 16: MATHEMATICAL REASONING

Statement logical operations and, or, implies, implied by, if and only if, understanding of tautology, contradiction, converse, and contrapositive.

Part –II APTITUDE TEST

UNIT - 1 Awareness of persons. Buildings, Materials.

Objects, Texture related to Architecture and Build-environment Visualising three-dimensional objects from two-dimensional drawings. Visualizing. Different sides of three-dimensional objects. Analytical Reasoning Mental Ability (Visual. Numerical and Verbal)

UNIT – 2 Three dimensional- perception: Understanding and appreciation of scale and proportions of objects, building forms and elements, colour texture harmony and contrast Design and drawing of geometrical or abstract shapes and patterns in pencil. Transformation of forms both 2D and 3D union, subtraction rotation, development of surfaces and volumes, Generation of plans, elevations, and 3D views of objects, Creating two-dimensional and three-dimensional compositions using given shapes and forms.

Part – III DRAWING TEST

Sketching of scenes and activities from memory of urbanscape (public space, market, festivals, street scenes, monuments, recreational spaces, etc). landscape (riverfronts. Jungle. Gardens, trees. Plants, etc.) and rural life.

To be conducted in a Drawing sheet.

Note: Candidates are advised to bring pencils. Own geometry box set, crasets and colour pencils, and crayons for the Drawing Test.

National Testing Agency

Syllabus for Paper 2B (B.Planning)

MATHEMATICS

UNIT1:SETS, RELATIONS, AND FUNCTIONS:

Sets and their representation: Union, intersection and complement of sets and their algebraic properties; Power set; Relation, Type of relations, equivalence relations, functions; one-one, into and onto functions, the composition of functions.

UNIT2: COMPLEX NUMBERS AND QUADRATIC EQUATIONS:

Complex numbers as ordered pairs of reals, Representation of complex numbers in the form $a + ib$ and their representation in a plane, Argand diagram, algebra of complex number, modulus and argument (or amplitude) of a complex number, triangle inequality, Quadratic equations in real and complex number system and their solutions Relations between roots and co-efficient, nature of roots, the formation of quadratic equations with given roots.

UNIT 3: MATRICES AND DETERMINANTS:

Matrices, algebra of matrices, type of matrices, determinants, and matrices of order two and three, properties of determinants, evaluation of determinants, area of triangles using determinants, Adjoint, and evaluation of inverse of a square matrix using determinants and elementary transformations, Test of consistency and solution of simultaneous linear equations in two or three variables using determinants and matrices.

UNIT4: PERMUTATIONS AND COMBINATIONS:

The fundamental principle of counting, permutation as an arrangement and combination as section, Meaning of $P(n,r)$ and $C(n,r)$, simple applications.

UNIT 5: MATHEMATICAL INDUCTIONS:

Principle of Mathematical Induction and its simple applications.

UNIT 6: BINOMIAL THEOREM AND ITS SIMPLE APPLICATIONS:

Binomial theorem for a positive integral index, general term and middle term, properties of Binomial coefficients, and simple applications.

UNIT 7: SEQUENCE AND SERIES:

Arithmetic and Geometric progressions, insertion of arithmetic, geometric means between two given numbers, Relation between A.M and G.M sum up to n terms of special series; S_n , S_{n2} , S_{n3} . Arithmetico-Geometric progression.

UNIT 8: LIMIT, CONTINUITY, AND DIFFERENTIABILITY:

Real-valued functions, algebra of functions, polynomials, rational, trigonometric, logarithmic, and exponential functions, inverse function. Graphs of simple functions. Limits, continuity, and differentiability. Differentiation of the sum, difference, product, and quotient of two functions. Differentiation of trigonometric, inverse trigonometric, logarithmic, exponential, composite and implicit functions; derivatives of order up to two, Rolle's and Lagrange's Mean

value Theorems, Applications of derivatives: Rate of change of quantities, monotonic-Increasing and decreasing functions, Maxima and minima of functions of one variable, tangents and normal.

UNIT 9: INTEGRAL CALCULAS:

Integral as an anti-derivative, Fundamental Integrals involving algebraic, trigonometric, exponential, and logarithms functions. Integrations by substitution, by parts, and by partial functions. Integration using trigonometric identities.

Evaluation of simple integrals of the type

$$\int \frac{dx}{x^2+a^2}, \int \frac{dx}{\sqrt{x^2 \pm a^2}}, \int \frac{dx}{a^2-x^2}, \int \frac{dx}{\sqrt{a^2-x^2}}, \int \frac{dx}{ax^2+bx+c}, \int \frac{dx}{\sqrt{ax^2+bx+c}}, \int \frac{(px+q)dx}{ax^2+bx+c},$$

$$\int \frac{(px+q)dx}{\sqrt{ax^2+bx+c}}, \int \sqrt{a^2 \pm x^2} dx, \int \sqrt{x^2 - a^2} dx$$

Integral as limit of a sum. The fundamental theorem of calculus, properties of definite integrals. Evaluation of definite integrals, determining areas of the regions bounded by simple curves in standard form.

UNIT 10: DIFFERENTIAL EQUATIONS

Ordinary differential equations, their order, and degree, the formation of differential equations, solution of differential equation by the method of separation of variables, solution of a homogeneous and linear differential equation of the type

$$\frac{dy}{dx} + p(x)y = q(x)$$

UNIT 11: CO-ORDINATE GEOMETRY

Cartesian system of rectangular coordinates in a plane, distance formula, sections formula, locus, and its equation, translation of axis, slope of a line, parallel and perpendicular lines, intercept of a line on the co-ordinate axes.

Straight line

Various forms of equations of a line, intersection of lines, angles between two lines, conditions for concurrence of three lines, the distance of a point from a line, equations of internal and external bisectors of angles between two lines co-ordinate of the centroid, orthocentre, and circumcentre of a triangle, equation of the family of lines passing through the point of intersection of two lines.

Circle, conic sections

A standard form of equations of a circle, the general form of the equation of a circle, its radius and centre, equation of a circle when the endpoints of a diameter are given, points of intersection of a line and a circle with the centre at the origin and condition for a line to be tangent to a circle, equation of the tangent, sections of conics, equations of conic sections

(parabola, ellipse, and hyperbola) in standard forms, condition for $Y = mx + c$ to be a tangent and point (s) of tangency.

UNIT 12: THREE DIMENSIONAL GEOMETRY

Coordinates of a point in space, the distance between two points, section formula, direction ratios, direction cosines, the angle between two intersecting lines. Skew lines, the shortest distance between them, and its equation. Equations of a line and a plane in different forms, the intersection of a line and a plane, and coplanar lines.

UNIT 13: VECTOR ALGEBRA

Vectors and scalars, the addition of vectors, components of a vector in two dimensions and three-dimensional space, scalar and vector products, scalar and vector triple product.

UNIT 14: STATISTICS AND PROBABILITY

Measures of discretion; calculation of mean, median, mode of grouped and ungrouped data calculation of standard deviation, variance and mean deviation for grouped and ungrouped data.

Probability: Probability of an event, addition and multiplication theorems of probability, Baye's theorem, probability distribution of a random variate, Bernoulli trials, and binomial distribution.

UNIT 15: TRIGONOMETRY

Trigonometrical identities and equations, trigonometrical functions, inverse trigonometrical functions, and their properties, heights, and distance.

UNIT 16: MATHEMATICAL REASONING

Statement logical operations and, or, implies, implied by, if and only if, understanding of tautology, contradiction, converse, and contrapositive.

APTITUDE TEST

UNIT-1 Awareness of persons. Buildings, Materials.

Objects, Texture related to Architecture and Build-environment Visualising three-dimensional objects from two-dimensional drawings. Visualizing. Different sides of three-dimensional objects. Analytical Reasoning Mental Ability (Visual. Numerical and Verbal)

UNIT –2 Three dimensional- perception: Understanding and appreciation of scale and proportions of objects, building forms and elements, colour texture harmony and contrast Design and drawing of geometrical or abstract shapes and patterns in pencil. Transformation of forms both 2D and 3D union, subtraction rotation, development of surfaces and volumes, Generation of Plan, elevations and 3D views of objects, Creating two-dimensional and three-dimensional compositions using given shapes and forms.

PLANNING

UNIT-1 GENERAL AWARENESS

General knowledge questions and knowledge about prominent cities, development issues, government programs, etc.

UNIT-2 SOCIAL SCIENCES

The idea of nationalism, nationalism in India, pre-modern world, 19th-century global economy, colonialism, and colonial cities, industrialization, resources, and development, types of resources, agriculture, water, mineral resources, industries, national economy; Human Settlements

Power-sharing, federalism, political parties, democracy, the constitution of India

Economic development- economic sectors, globalization, the concept of development, poverty; Population structure, social exclusion, and inequality, urbanization, rural development, colonial cities,

UNIT-3 THINKING SKILLS

Comprehension (unseen passage); map reading skills, scale, distance, direction, area, etc.; critical reasoning; understanding of charts, graphs, and tables; basic concepts of statistics and quantitative reasoning.

Replica of Online Application Form of JEE (Main)-2022 Examination

Department of Higher Education
Ministry of Education
Government of India

JEE(Main) 2023
Session 1

राष्ट्रीय परीक्षा एजेंसी
National Testing Agency

Home

Steps to apply online

- ✓ Apply for Online Registration
- ✓ Fill Online Application Form
- ✓ Pay Examination Fee

Application Form: JEE(Main) 2023 - Session 1

[New Registration](#)

Only Registered Candidates Sign In

Application Form: JEE(Main) 2023 - Session 1

Application No:

Password:

Security Pin as shown below
(Case Sensitive)

Security Pin: 61158S

[Sign In](#)

[Forgot Password ?](#) [Forgot Application No ?](#)

Disclaimer:
This site is designed, developed and hosted by CNR Division, NIC and the contents are provided by NTA. For any further information, please contact to NTA. (Ver 1.0.1362.0)

NIC एन आई सी
National Informatics Centre

iii. Size of the scanned copy of Category Certificate and PwD certificate should be between 10 kb to 300 kb (clearly legible)
 (तीसरे शर्तक का और शर्तकानों की आकार का 10 kb से 300 kb के बीच और साफ रूप से स्कैन किया जाना चाहिए)

(Note: The Candidate has to upload only NOT her/his own photograph, signature, and certification as mentioned above and not of anybody else) in a correct/proper manner. as the facility for correction will not be given in the future. In case, it is found at any time in the future that the Candidate has manipulated the photograph, signature, and certification(s) of someone else in his/her Application Form/Admit Card or he/she has tampered his/her Admit Card/Result/Scorecard, those acts of the candidate shall be treated as Unfair Means (UFM) Practices and he/she shall be proceeded with the actions as contemplated under the provisions of the Information Bulletin relating to Unfair Means Practices.

आवर्ती को केवल अपना चित्र, हस्ताक्षर और प्रमाण पत्र अपलोड करना ही चाहिए और किसी और का नहीं। भविष्य में किसी भी समय यह पाया जाए कि किसी आवर्ती ने अपने आवेदन पत्र/प्रवेश पत्र में किसी और व्यक्ति का चित्र, हस्ताक्षर और प्रमाण पत्र का उपयोग/उपयोग किया है, या उसने अपने प्रवेश पत्र/परिणाम/प्रवेश पत्र/प्रवेश पत्र में किसी और आवर्ती के चित्र/हस्ताक्षर का उपयोग किया है, तो आवर्ती को अन्यायपूर्ण तरीके (UFM) के रूप में देखा जाएगा और उसे अन्यायपूर्ण तरीके से प्रतिक्रिया दी जाएगी।

Step 2: Fee Payment: After completing Step 1 and Step 2, the candidates have to pay the requisite examination fee. The fee can be submitted only online through Net Banking, Credit Card/Debit Card. (PwD candidates are exempted from paying the fee.)
चुगतक: After successful payment, candidate will be able to print the Confirmation Page. In case the Confirmation Page is not generated after payment of fee then the transaction is cancelled and the candidate have to approach the concerned bank for refund of amount. However the candidate has to make another payment/transaction. In case the Confirmation Page is not generated.

आवर्ती को केवल अपना चित्र, हस्ताक्षर और प्रमाण पत्र अपलोड करना ही चाहिए और किसी और का नहीं। भविष्य में किसी भी समय यह पाया जाए कि किसी आवर्ती ने अपने आवेदन पत्र/प्रवेश पत्र में किसी और व्यक्ति का चित्र, हस्ताक्षर और प्रमाण पत्र का उपयोग/उपयोग किया है, या उसने अपने प्रवेश पत्र/परिणाम/प्रवेश पत्र/प्रवेश पत्र में किसी और आवर्ती के चित्र/हस्ताक्षर का उपयोग किया है, तो आवर्ती को अन्यायपूर्ण तरीके (UFM) के रूप में देखा जाएगा और उसे अन्यायपूर्ण तरीके से प्रतिक्रिया दी जाएगी।

5. Important Instruction about PASSWORD:
पावर्ड के बारे में महत्वपूर्ण निर्देश

i. During online form filling, the candidate will be required to choose PASSWORD and Security Question and its Answer. The candidate is advised to record/remember their passwords for all future logins.
 ऑनलाइन फॉर्म भरते वकें के दौरान, आवर्ती को पावर्ड और सुरक कश्क और उसके उत्तर का चयन करना होगा। आवर्ती को सुरक कश्क की कश्क के लिए सुरक कश्क के लिए अपने पावर्ड रिकॉर्ड करना चाहिए।

ii. For subsequent logins, the candidate will be able to login directly with their respective system-generated Application Number and the chosen Password. सर में लॉग इन के लिए आवर्ती अपने सिस्टम-जनित अनुप्रयोग संख्या और चुने हुए पावर्ड का उपयोग करना चाहिए।

iii. The candidate is advised not to disclose or share their password with anybody. Neither IITs nor IIT-JEE will be responsible for the violation or misuse of the password of a candidate.
 आवर्ती को सुरक कश्क की कश्क के साथ किसी भी व्यक्ति के साथ साझा करना नहीं चाहिए। आवर्ती को सुरक कश्क के उल्लंघन या दुरुयोग के लिए न तो IITs और न ही IIT-JEE जिम्मेदार होगा।

iv. Candidates can change their passwords after login if desired.
 यदि आवश्यक हो, तो आवर्ती लॉग इन के बाद अपने पावर्ड बदल सकते हैं।

v. Candidates should remember to log out at the end of their session so that the particulars of the candidate cannot be tampered with or modified by unauthorized persons.
 आवर्ती को सुरक कश्क के अंत में लॉग आउट करना चाहिए ताकि अनधिकृत तरीके से आवर्ती के विवरण से संशोधन या संशोधन नहीं किया जा सके।

The Password must be 20 for the following Password policy:
पावर्ड सिस्टम-जनित पावर्ड की नीचे दिए गए नीति:

i. Password must be 8 to 13 characters long.
 सुरक कश्क 8 से 13 अक्षरों की होनी चाहिए।

ii. Password must have at least one Upper case alphabet.
 सुरक कश्क में कम से कम एक अक्षर (उपरोक्त) होना चाहिए।

iii. Password must have at least one Lower case alphabet.
 सुरक कश्क में कम से कम एक अक्षर (निचले) होना चाहिए।

iv. Password must have at least one numeric value.
 सुरक कश्क में कम से कम एक संख्या होना चाहिए।

v. Password must have at least one special character eg. !@#%&*~.
 सुरक कश्क में कम से कम एक विशेष चर होना चाहिए जैसे: !@#%&*~.

7. How to reset your Password : The following options are available to reset Password अपनी सुरक कश्क को रीसेट करने के लिए निम्नलिखित विकल्प उपलब्ध हैं।


- Using Security Question and its Answer you have chosen during Form filling.
 फॉर्म भरते के दौरान अपने सुरक कश्क के सुरक कश्क के सुरक कश्क का उपयोग करें।
- Using a verification code sent via text message (SMS) to your Registered Mobile No. आपके पंजीकृत मोबाइल नंबर पर टैक्स्ट संदेश (एसएमएस) के माध्यम से भेजे गए सत्यापन कोड का उपयोग करना।
- Using a reset link sent via Email to your Registered Email address.
 आपके पंजीकृत ईमेल पते पर ईमेल के माध्यम से भेजे गए रीसेट लिंक का उपयोग करें।

8. The Application Number printed on the computer-generated Confirmation Page must be mentioned in all such correspondences. It is therefore essential to note down the application number printed on the Confirmation Page.
 कंप्यूटर-जनित पुष्टि-पृष्ठ पर मुद्रित आवेदन संख्या का उल्लेख सभी प्रमाणपत्र में किया जाएगा। इसलिए पुष्टि-पृष्ठ पर मुद्रित आवेदन संख्या को दर्ज/नोट करना आवश्यक है।

I have downloaded the Information Bulletin of JEE (Main) - 2023, read and understood all the instructions therein as well as those mentioned above, and will fill up the online Application Form for the JEE (Main) - 2023 accordingly. Any Candidate with more than one Application Number (more than one Confirmation Page, Admit Card, Score Card) will be treated as Unfair Means (UFM), even if found at a later stage.
 मैंने जेईई (मुख्य) - 2023 के सूचना विवरणिका को डाउनलोड कर लिया है, उसमें दिए गए सभी निर्देशों के साथ-साथ ऊपर बर्णित सभी निर्देशों को पढ़ और समझ लिया है, और तदनुसार मैं जेईई (मुख्य) - 2023 के लिए ऑनलाइन आवेदन पत्र भर रहा / रही हूँ। एक से अधिक आवेदन संख्या (एक से अधिक पुष्टिकरण पृष्ठ, प्रवेश पत्र, स्कोर कार्ड) वाले किसी भी अभ्यर्थी को अनुचित साधन (दुरुपयोग) माना जाएगा, भले ही बाद के चरण में पाया गया हो।


[Click here to Proceed](#)

Information Bulletin: Joint Entrance Examination (Main) - 2023



Department of Higher Education
Ministry of Education
Government of India

JEE(Main) 2023
Session 1



एनटीए
National Testing Agency

Home

अभ्यर्थित विवरण (Personal Details)

अभ्यर्थी का नाम (Candidate's Name)

पिता / अभिभावक का नाम (Father/Guardian Name)

माता / अभिभावक का नाम (Mother/Guardian Name)

अभ्यर्थी की जन्म तिथि (Candidate Date of Birth)

लिंग (Gender)

पहचान के प्रकार (Type of Identification)

Enter Valid Govt Identity Number

वर्तमान पता (Present Address)

परिसर संख्या / नाम (Premises No. / Name)

उप-स्थानीयता (Sub-Locality) (Optional)

स्थानीयता (Locality)

देश (Country)

राज्य (State)

ज़िला (District)

पिन कोड (Pin Code)

ईमेल पता (Email Address)

Confirm Email Address

मोबाइल नंबर (Mobile Number)

Confirm Mobile Number

वैकल्पिक संपर्क नंबर (Alternate Contact No.) (Optional)

स्थायी पता (Permanent Address)

वर्तमान पता (Present Address)

परिसर संख्या / नाम (Premises No. / Name)

उप-स्थानीयता (Sub-Locality) (Optional)

स्थानीयता (Locality)

देश (Country)

राज्य (State)

ज़िला (District)

पिन कोड (Pin Code)

ईमेल पता (Email Address)

Confirm Email Address

मोबाइल नंबर (Mobile Number)

Confirm Mobile Number

वैकल्पिक संपर्क नंबर (Alternate Contact No.) (Optional)

स्थायी पता (Permanent Address)

Same As Present Address

परिसर संख्या / नाम (Premises No. / Name)

उप-स्थानीयता (Sub-Locality) (Optional)

स्थानीयता (Locality)

देश (Country)

राज्य (State)

ज़िला (District)

पिन कोड (Pin Code)

Choose Password

Choose Password

कुंजिका (Password)

कुंजिका की पुष्टि करें (Confirm Password)

सुरक्षा प्रश्न (Security Question)

सुरक्षा जवाब (Security Answer)

Security Pin

Enter security pin (case sensitive)

Security Pin

Information Bulletin: Joint Entrance Examination (Main) - 2023

Home

Review Page - Online Registration Form

Review the following particulars carefully. If you would like to change any particulars entered, you may do so by pressing 'EDIT REGISTRATION FORM' button or press 'Submit and Send OTP' button.

व्यक्तिगत विवरण (Personal Details)

अभ्यर्थी का नाम (Candidate's Name):	TEST NAME	पिता / अभिभावक का नाम (Father/Guardian Name):	TEST FATHER
माता / अभिभावक का नाम (Mother/Guardian Name):	TEST MOTHER	अभ्यर्थी की जन्म तिथि (Candidate Date of Birth):	01-01-2000
लिंग (Gender):	Male	पहचान के प्रकार (Type of Identification):	Any Other Valid Govt Identity with photograph
Any Other Valid Govt Identity with photograph:	5478		

वर्तमान पता (Present Address)

परिसर संख्या / नाम (Premises No. / Name):	TEST	उप-स्थानीयता (Sub-Locality)(Optional):	TEST
स्थानीयता (Locality):	TEST	देश (Country):	India
राज्य (State):	DELHI	जिला (District):	SOUTH DELHI
पिन कोड (Pin Code):	110020	ईमेल पता (Email Address):	r[REDACTED]@m
मोबाइल नंबर (Mobile Number):	[REDACTED]	वैकल्पिक संपर्क नंबर (Alternate Contact No.) (Optional):	--

स्थायी पता (Permanent Address)

परिसर संख्या / नाम (Premises No. / Name):	TEST1	उप-स्थानीयता (Sub-Locality)(Optional):	TEST2
स्थानीयता (Locality):	TEST3	देश (Country):	India
राज्य (State):	BIHAR	जिला (District):	ROHTAS
पिन कोड (Pin Code):	821312		

खाता विवरण (Account Details)

सुरक्षा प्रश्न (Security Question):	What is the name of your first school?	सुरक्षा जवाब (Security Answer):	(Not shown due to security reasons)	कुविका (Password):	(Not shown due to security reasons)
-------------------------------------	--	---------------------------------	-------------------------------------	--------------------	-------------------------------------

सत्यापित की जाने वाली विवरण चेकलिस्ट (Particulars checklist to be verified)

कृपया नीचे सूचीबद्ध सभी विवरणों को ध्यान से सत्यापित करें और सुनिश्चित करें कि भरने वाली जानकारी सही है। परीक्षा के दौरान जांच करने या परिवर्तन के किसी भी चरण में किसी भी प्रकार के बदलाव की अनुमति नहीं दी जाएगी। Kindly verify all the particulars listed below carefully and ensure you have filled correct information. No Change will be permitted once Registration Form is Submitted or at any later stage of the examination.

- मेरा नाम (My Name)
 पिता / अभिभावक का नाम (Father/Guardian Name)
 माता / अभिभावक का नाम (Mother/Guardian Name)
 जन्म तिथि (Date of Birth)
 लिंग (Gender)
 पता (Address)
 मोबाइल नंबर (Mobile Number)
 ईमेल आईडी (Email ID)

Declaration

I hereby declare that I have filled up this online application after carefully reading the Information Bulletin and fully understanding the provisions/ procedures mentioned therein. I further declare that all the particulars given by me in this application are true to the best of my knowledge and belief. I agree that my Result may be withheld/ not declared/ my candidature may automatically stand cancelled, in case it is found at any point of time in future that false information has been furnished in this application. I shall abide by these terms and conditions as well as those laid down in the Information Bulletin, Public Notices and Advisories issued by NTA regarding JEE(Main) - 2023 Exam from time to time. Any Candidate with more than one Application Number (more than one Confirmation Page, Admit Card, Score Card) will be treated as Unfair Means (UPM), even if found at a later stage.

मैं घोषणा करता/करती हूँ कि मैंने सूचना विवरणों को ध्यान से पढ़ने और उसमें उल्लिखित प्रावधानों/प्रक्रियाओं को पूरी तरह से समझने के बाद, अभिलेखन प्रक्रिया पर भरोसा है। मैं यह भी घोषणा करता/करती हूँ कि इस आवेदन पत्र में मेरे द्वारा दिए गए सभी विवरण सही हैं। यदि भविष्य में किसी भी समय यह पता चलता है कि इस आवेदन पत्र में मेरे द्वारा दी गई कोई भी जानकारी सही नहीं है तो मेरा परिणाम रोक या वापस ले/परिणाम घोषित नहीं किया जा सकता है या मेरी उम्मीदवारी रद्द की जा सकती है। मैं समय-समय पर जारी सूचना - 2023 परीक्षा से सम्बंधित राष्ट्रीय परीक्षा एजेंसी द्वारा जारी सूचना विवरणिका, सार्वजनिक सूचना और अलाह में उल्लिखित नियमों और शर्तों का ध्यान से पढ़ना/समझना। एक से अधिक आवेदन संख्या (एक से अधिक सुनिश्चक पृष्ठ, प्रवेश पत्र, स्कोर कार्ड) वाले किसी भी अभ्यर्थी को अनुचित साधन (अनफेयर मींस) माना जाएगा, भले ही बाद के चरण में पता चले।

I Agree

EDIT Registration Form

Submit and Send OTP

Disclaimer:

This site is designed, developed and hosted by CNR Division, NIC and the contents are provided by NTA. For any further information, please contact to NTA. (Ver 1.0.1.36.2.0)

Information Bulletin: Joint Entrance Examination (Main) - 2023

Home

Review Page - Online Registration Form

Review the following particulars carefully. If you would like to change any particulars entered, you may do so by pressing 'EDIT REGISTRATION FORM' button or press 'Submit and Send OTP' button.

व्यक्तिगत विवरण (Personal Details)

अभ्यर्थी का नाम (Candidate's Name):	TEST NAME	पिता / अभिभावक का नाम (Father/Guardian Name):	TEST FATHER
माता / अभिभावक का नाम (Mother/Guardian Name):	TEST MOTHER	अभ्यर्थी की जन्म तिथि (Candidate Date of Birth):	01-01-2000
लिंग (Gender):	Male	पहचान के प्रकार (Type of Identification):	Any Other Valid Govt Identity with photograph
Any Other Valid Govt Identity with photograph:	5478		

वर्तमान पता (Present Address)

परिसर संख्या / नाम (Premises No. / Name):	TEST	उप-स्थानीयता (Sub-Locality)(Optional):	TEST
स्थानीयता (Locality):	TEST	देश (Country):	India
राज्य (State):	DELHI	जिला (District):	SOUTH DELHI
पिन कोड (Pin Code):	110020	ईमेल पता (Email Address):	ra.....@.....
मोबाइल नंबर (Mobile Number):	5.....	वैकल्पिक संपर्क नंबर (Alternate Contact No.) (Optional):	--

स्थायी पता (Permanent Address)

परिसर संख्या / नाम (Premises No. / Name):	TEST1	उप-स्थानीयता (Sub-Locality)(Optional):	TEST2
स्थानीयता (Locality):	TEST3	देश (Country):	India
राज्य (State):	BIHAR	जिला (District):	ROHTAS
पिन कोड (Pin Code):	821312		

खाता विवरण (Account Details)

सुरक्षा प्रश्न (Security Question):	What is the name of your first school?	सुरक्षा जवाब (Security Answer):	(Not shown due to security reasons)	कुविका (Password):	(Not shown due to security reasons)
-------------------------------------	--	---------------------------------	-------------------------------------	--------------------	-------------------------------------

सत्यापित की जाने वाली विवरण चेकलिस्ट (Particulars checklist to be verified)

कृपया नीचे सूचीबद्ध सभी विवरणों को ध्यान से सत्यापित करें और सुनिश्चित करें कि भरने वाली जानकारी सही है। परीक्षा के दौरान जांच करने या परिवर्तन के किसी भी चरण में किसी भी प्रकार के बदलाव की अनुमति नहीं दी जाएगी। Kindly verify all the particulars listed below carefully and ensure you have filled correct information. No Change will be permitted once Registration Form is Submitted or at any later stage of the examination.

- मेरा नाम (My Name)
 पिता / अभिभावक का नाम (Father/Guardian Name)
 माता / अभिभावक का नाम (Mother/Guardian Name)
 जन्म तिथि (Date of Birth)
 लिंग (Gender)
 पता (Address)
 मोबाइल नंबर (Mobile Number)
 ईमेल आईडी (Email ID)

Declaration

I hereby declare that I have filled up this online application after carefully reading the Information Bulletin and fully understanding the provisions/ procedures mentioned therein. I further declare that all the particulars given by me in this application are true to the best of my knowledge and belief. I agree that my Result may be withheld/ not declared/ my candidature may automatically stand cancelled, in case it is found at any point of time in future that false information has been furnished in this application. I shall abide by these terms and conditions as well as those laid down in the Information Bulletin, Public Notices and Advisories issued by NTA regarding JEE(Main) - 2023 Exam from time to time. Any Candidate with more than one Application Number (more than one Confirmation Page, Admit Card, Score Card) will be treated as Unfair Means (UPM), even if found at a later stage.

मैं घोषणा करता/करती हूँ कि मैंने सूचना विवरणों को ध्यान से पढ़ने और उसमें उल्लिखित प्रावधानों/प्रक्रियाओं को पूरी तरह से समझने के बाद, अभिलेखन प्रक्रिया पर भरोसा है। मैं यह भी घोषणा करता/करती हूँ कि इस आवेदन पत्र में मेरे द्वारा दिए गए सभी विवरण सही हैं। यदि भविष्य में किसी भी समय यह पता चलता है कि इस आवेदन पत्र में झूठा या गलत जानकारी दी गई है तो मेरा परिणाम रोक या वापस ले/परिणाम घोषित नहीं किया जा सकता है या मेरी उम्मीदवारी रद्द की जा सकती है। मैं समय-समय पर जारी सूचना - 2023 परीक्षा से सम्बंधित राष्ट्रीय परीक्षा एजेंसी द्वारा जारी सूचना विवरण, सार्वजनिक सूचना और आलाख में उल्लिखित नियमों और शर्तों का भी पालन करूंगा/करूंगी। एक से अधिक आवेदन संख्या (एक से अधिक पुष्टिकरण पृष्ठ, प्रवेश पत्र, स्कोर कार्ड) वाले किसी भी अभ्यर्थी को अनुचित पाठ्य (यूएफएम) माना जाएगा, भले ही बाद के चरण में पता चले हो।

I Agree

[EDIT Registration Form](#) [Submit and Send OTP](#)

Disclaimer:
This site is designed, developed and hosted by CNR Division, NIC and the contents are provided by NTA. For any further information, please contact to NTA. (Ver 1.0.1.36.2.0)

NIC राष्ट्रीय परीक्षा एजेंसी
National Informatics Centre

Information Bulletin: Joint Entrance Examination (Main) - 2023

Department of Higher Education
Ministry of Education
Government of India

JEE(Main) 2023
Session 1

राष्ट्रीय परीक्षा एजेंसी
National Testing Agency

Home Change Password Logout

Name: TEST NAME Application No: 230310000059

Application Form Steps

- Contact Details
- Personal Details
- Aadhaar Details
- Exam and Center Details
- Qualification Details
- Additional Details
- Emergency Contact Detail
- Document Upload
- Final Submit

Application Status

Contact Details	Completed
Personal Details	Incomplete
Aadhaar Details	Incomplete
Exam and Center Details	Incomplete
Qualification Details	Incomplete
Additional Details	Incomplete
Emergency Contact Detail	Incomplete
Document Upload	Incomplete
Final Submit	Incomplete

Application Number : 230310000059

Click on button below to proceed further and complete your application form.

Personal Details

Disclaimer:
This site is designed, developed and hosted by CNR Division, NIC and the contents are provided by NTA. For any further information, please contact to NTA. (Ver 1.0.135.2.0)

NIC एन आई सी
National Informatics Centre

Department of Higher Education
Ministry of Education
Government of India

JEE(Main) 2023
Session 1

राष्ट्रीय परीक्षा एजेंसी
National Testing Agency

Home Change Password Logout

Name: TEST NAME Application No: 230310000059

Application Form Steps

- Contact Details
- Personal Details
- Aadhaar Details
- Exam and Center Details
- Qualification Details
- Additional Details
- Emergency Contact Detail
- Document Upload
- Final Submit

व्यक्तिगत विवरण (Personal Details)

अभ्यर्थी का नाम (Candidate's Name)	TEST NAME
अभ्यर्थी की जन्म तिथि (Candidate Date of Birth)	01 Jan 2000
लिंग (Gender)	Male
पिता / अभिभावक का नाम (Father/Guardian Name)	TEST FATHER
माता / अभिभावक का नाम (Mother/Guardian Name)	TEST MOTHER
राष्ट्रियता (Nationality)	Indian
निवास का राज्य / केन्द्र शासित प्रदेश (State/ UT of Residence)	DELHI (NCT)
श्रेणी (Category)	General
यदि आप एक विकलांग कैडिडेट हैं, तो क्या आपके पास बेचमार्क विकलांगता है (If you are a PwD Candidate, do you have benchmark disability (40% or more / "Severe" where percentage is not defined) ?	No
क्या आपको मधुमेह है (Are You Diabetic) ?	No
निवास की जगह (Place of Residence)	Urban
वार्षिक परिवारिक आय (Annual Family Income)	UPTO 100000
तैयारी का तरीका (Mode of Preparation)	Self Study
पठ्यपुस्तक परीक्षा में स्कूली शिक्षा का माध्यम (Medium of Schooling)	Assamese

Application Form Steps

- Contact Details
- Personal Details
- Aadhaar Details
- Exam and Center Details
- Qualification Details
- Additional Details
- Emergency Contact Detail
- Document Upload
- Final Submit

आधार विवरण (Aadhaar Details)

आवेदन संख्या (Application No.): 23031000059

अभ्यर्थी का नाम (Candidate's Name): TEST NAME

लिंग (Gender): Male

अभ्यर्थी की जन्म तिथि (Candidate's Date of Birth): 01-01-2000

उम्मीदवारों से अपेक्षा है कि वे नीचे दिए गए विकल्पों में से किसी एक का चयन करें और आगे बढ़ें (Candidates are requested to select any one of the options below and proceed further):

- I voluntarily agree to share my Aadhaar Number and I am aware that it will be used to establish my identity for the JEE(Main)-2023 Examination by matching my personal identification details available in Aadhaar records of UIDAI.
- My information on Aadhaar is not the same as entered in the Application Form.
- I am not willing to share my Aadhaar Number.

NOTE: System will not allow you to change Name, Date of Birth and Gender after Aadhaar Number Authentication. Please ensure to check the details and then proceed further.

घोषणा (Declaration)

I confirm that I have read and understood all the instructions as described above. मैं पढ़े करता/करती हूँ कि मैंने ऊपर बर्णित सभी निर्देशों को पढ़ और समझ लिया है।

Security Pin

Enter security pin (case sensitive):

Security Pin: R2Y227

Submit & Next

Application Form Steps

- Contact Details
- Personal Details
- Aadhaar Details
- Exam and Center Details
- Qualification Details
- Additional Details
- Emergency Contact Detail
- Document Upload
- Final Submit

के लिए आवेदन (Apply For)

के लिए आवेदन (Apply For)

- Paper 1 (B.E./B.Tech.)
- Paper 2A (B.Arch.)
- Paper 2B (B.Planning)

परीक्षा के सत्र के लिए आवेदन करें (Session of Exam Apply For)

- Session 1

प्रश्न पत्र माध्यम (Question Paper Medium)

Punjabi

परीक्षा राज्य / शहर - पहली पसंद (Exam State/ City-1st choice)

DELHI (NCT)

परीक्षा राज्य / शहर - दूसरी पसंद (Exam State/ City-2nd choice)

UTTAR PRADESH

परीक्षा राज्य / शहर - तीसरी पसंद (Exam State/ City-3rd choice)

UTTAR PRADESH

परीक्षा राज्य / शहर - चौथी पसंद (Exam State/ City-4th choice)

UTTAR PRADESH

पिता/अभिभावक का व्यवसाय (Father/Guardian Occupation)

AGRICULTURE

शिक्षा/अभिभावक की योग्यता (Father/Guardian Qualification)

ILLITERATE

माता/अभिभावक का व्यवसाय (Mother/Guardian Occupation)

AGRICULTURE

माता/अभिभावक की योग्यता (Mother/Guardian Qualification)

ILLITERATE

Security Pin

Enter security pin (case sensitive):

Security Pin: 0603U7

Save & Next

Information Bulletin: Joint Entrance Examination (Main) - 2023

Home Change Password Logout

Name: TEST NAME Application No: 23010000059

Application Form Steps

- Contact Details
- Personal Details
- Aadhaar Details
- Exam and Center Details
- Qualification Details**
- Additional Details
- Emergency Contact Detail
- Document Upload
- Final Submit

शिक्षा विवरण (Education Details)

10th or equivalent Qualification Details

उत्तीर्ण की स्थिति (Pass Status)	उत्तीर्ण / अभियोजित होने का वर्ष (Year of Passing/Appearing)	
Passed	2020	
योग्य परीक्षा (Qualifying Exam)	स्कूलिंग का स्थान (Place of Schooling)	
10th or Equivalent	Rural	
स्कूल / कॉलेज का प्रकार (Type of School/College)	योग्य परीक्षा राज्य (Qualifying Examination State)	
Government School	ANDAMAN AND NICOBAR ISLANDS	
योग्य परीक्षा विभाग (Qualifying Examination District)	बोर्ड का नाम (School Board)	
NICOBAR	ANCHRA PRADESH BOARD OF SECONDARY EDUCATION	
परिणाम मोड (Result Mode)		
Percentage		
Total Marks	Obtained Marks	Marks(%)
500	400	80.00
रोल नंबर (Roll Number)	स्कूल / कॉलेज का नाम और पता (School/College Name & Address)	
58465415	TEST	
स्कूल / कॉलेज पिनकोड (School/College Pincode)		
545455		

12th or equivalent Qualification Details

उत्तीर्ण की स्थिति (Pass Status)	उत्तीर्ण / अभियोजित होने का वर्ष (Year of Passing/Appearing)
Appearing	2023
योग्य परीक्षा (Qualifying Exam)	स्कूलिंग का स्थान (Place of Schooling)
A Diploma recognized by AICTE or a state board of technical education of at least 3 year duration. Only for Admission to IITs.	Rural
योग्य परीक्षा राज्य (Qualifying Examination State)	स्कूल / कॉलेज का प्रकार (Type of School/College)
ANDAMAN AND NICOBAR ISLANDS	Government School
बोर्ड का नाम (School Board)	योग्य परीक्षा विभाग (Qualifying Examination District)
ASSAM HR SEC EDUCATION COUNCIL	NORTH AND MIDDLE ANDAMAN
रोल नंबर (Roll Number)	परिणाम मोड (Result Mode)
	Subject
स्कूल / कॉलेज पिनकोड (School/College Pincode)	स्कूल / कॉलेज का नाम और पता (School/College Name & Address)
546145	TEST

Security Pin

Enter security pin (case sensitive)

Security Pin

47JC54

Save & Next


Disclaimer:
This site is designed, developed and hosted by CNR Division, NIC and the contents are provided by NTA. For any further information, please contact to NTA. (Ver 1.0.136.2.0)

Disclaimer:
This site is designed, developed and hosted by CNR Division, NIC and the contents are provided by NTA. For any further information, please contact to NTA. (Ver 1.0.136.2.0)

एन आई सी


एन आई सी

Information Bulletin: Joint Entrance Examination (Main) - 2023



Department of Higher Education
Ministry of Education
Government of India

JEE(Main) 2023
Session 1



राष्ट्रीय परीक्षा एजेंसी
National Testing Agency

Home | Change Password | Logout
Name: TEST NAME | Application No: 230310000059

Application Form Steps

- Contact Details
- Personal Details
- Aadhaar Details
- Exam and Center Details
- Qualification Details
- Additional Details
- Emergency Contact Detail
- Document Upload
- Final Submit

शिक्षा विवरण (Education Details)

10th or equivalent Qualification Details

उत्तीर्ण की स्थिति (Pass Status) उत्तीर्ण / अभियोग होने का वर्ष (Year of Passing/Appearing)

Failed 2020

योग्य परीक्षा (Qualifying Exams) शुद्धि का स्थान (Place of Schooling)

State of Qualification None

स्कूल / कॉलेज का प्रकार (Type of School/College) योग्य परीक्षा राज्य (Qualifying Examination State)

Government School ANDAMAN AND NICOBAR ISLANDS

योग्य परीक्षा विवरण (Qualifying Exams) बोर्ड का नाम (School Board)

NICOBAR ANDHRA PRADESH BOARD OF SECONDARY EDUCATION

परिणाम मोड (Result Mode) कुल / कॉलेज का नाम और पता (School/College Name & Address)

Percentage TEST

Total Marks	Obtained Marks	Marks(%)
500	480	96.00

सूचक संख्या (Roll Number) कुल / कॉलेज का नाम और पता (School/College Name & Address)

6445315 TEST

स्कूल / कॉलेज पिनकोड (School/College Pincode) कुल / कॉलेज का नाम और पता (School/College Name & Address)

340383 TEST

12th or equivalent Qualification Details

उत्तीर्ण की स्थिति (Pass Status) उत्तीर्ण / अभियोग होने का वर्ष (Year of Passing/Appearing)

Appearing 2023

योग्य परीक्षा (Qualifying Exams) शुद्धि का स्थान (Place of Schooling)

A Diploma recognized by AICTE in a state board of technical education of at least 3 year duration (DIP) in Addressed to it. None

योग्य परीक्षा राज्य (Qualifying Examination State) स्कूल / कॉलेज का प्रकार (Type of School/College)

ANDAMAN AND NICOBAR ISLANDS Government School

बोर्ड का नाम (School Board) योग्य परीक्षा विभाग (Qualifying Examination District)

ANDAMAN HIGH EDUCATION COUNCIL NORTH AND MIDDLE ANDAMAN

सूचक संख्या (Roll Number) परिणाम मोड (Result Mode)

None None

स्कूल / कॉलेज पिनकोड (School/College Pincode) कुल / कॉलेज का नाम और पता (School/College Name & Address)

340383 TEST

Security Pin

Enter security pin (case sensitive) NTK023


Security Pin 47JC54

[Save & Next](#)

Disclaimer:
This site is designed, developed and hosted by CNR Division, NIC and the contents are provided by NTA. For any further information, please contact to NTA, (Ver 1.0.136.2.0)




एन आई सी
National Informatics
Centre



Department of Higher Education
Ministry of Education
Government of India

JEE(Main) 2023
Session 1



राष्ट्रीय परीक्षा एजेंसी
National Testing Agency

Home | Change Password | Logout
Name: TEST NAME | Application No: 230310000059

Application Form Steps

- Contact Details
- Personal Details
- Aadhaar Details
- Exam and Center Details
- Qualification Details
- Additional Details
- Emergency Contact Detail
- Document Upload
- Final Submit

अतिरिक्त जानकारी (Additional Details)

क्या आप जुड़वा हैं (Are You Twin) No


Security Pin

Enter security pin (case sensitive)

Security Pin 39357M


[Save & Next](#)

Disclaimer:
This site is designed, developed and hosted by CNR Division, NIC and the contents are provided by NTA. For any further information, please contact to NTA, (Ver 1.0.136.2.0)




एन आई सी
National Informatics
Centre

Information Bulletin: Joint Entrance Examination (Main) - 2023

**Department of Higher Education**
Ministry of Education
Government of India

JEE(Main) 2023
Session 1

**राष्ट्रीय परीक्षा एजेंसी**
National Testing Agency
Excellence in Assessment

[Home](#) [Change Password](#) [Logout](#)

Name: TEST NAME Application No: 230310000059

Application Form Steps

- Contact Details
- Personal Details
- Aadhaar Details
- Exam and Center Details
- Qualification Details
- Additional Details
- Emergency Contact Detail**
- Document Upload
- Final Submit

माता-पिता / अभिभावक का आपातकालीन संपर्क विवरण (Emergency Contact Details of Parent / Guardian)

देश कोड (Country Code)


मोबाइल नंबर (Mobile Number)


ईमेल पता (Email Address)

Security Pin as shown below (Case sensitive)


Security Pin

Disclaimer:
This site is designed, developed and hosted by CNRI Division, NIC and the contents are provided by NTA. For any further information, please contact to NTA. (Ver 1.0.136.2.0)



**Department of Higher Education**
Ministry of Education
Government of India

JEE(Main) 2023
Session 1

**राष्ट्रीय परीक्षा एजेंसी**
National Testing Agency
Excellence in Assessment

[Home](#) [Change Password](#) [Logout](#)

Name: TEST NAME Application No: 230310000059

Application Form Steps

- Contact Details
- Personal Details
- Aadhaar Details
- Exam and Center Details
- Qualification Details
- Additional Details
- Emergency Contact Detail**
- Document Upload
- Final Submit

सिस्टम ने अभी आपके पंजीकृत मोबाइल नंबर और ईमेल आईडी पर टेक्स्ट संदेश (एसएमएस) और ईमेल के माध्यम से वन टाइम पासवर्ड (ओटीपी) भेजा है। (System just sent a One Time Password (OTP) via text message (SMS) and Email to your registered Mobile Number and email id.)

मोबाइल नंबर (Mobile Number)


ईमेल पता (Email Address)

मोबाइल के लिए वन टाइम पासवर्ड (ओटीपी) दर्ज करें (Enter One Time Password (OTP) For Mobile)


ईमेल के लिए वन टाइम पासवर्ड (ओटीपी) दर्ज करें (Enter One Time Password (OTP) For Email)

टिप्पणी: (Note) यह संदेश गरी गिना/ कभी कभी इधर 15 मिनट तक लग सकते है। यदि इससे अधिक समय हो गया है, तो क्लिक करें। (Didn't get the text message? Sometimes it can take up to 15 minutes, if it's been longer than that, Click) आपके पंजीकृत मोबाइल नंबर और पंजीकृत ईमेल आईडी पर पाठ संदेश (एसएमएस) के माध्यम से वन टाइम पासवर्ड (ओटीपी) भेजने के लिए **SEND CODE** (to resend an One Time Password (OTP) via text message (SMS) to your registered Mobile No and registered Email ID)

Disclaimer:
This site is designed, developed and hosted by CNRI Division, NIC and the contents are provided by NTA. For any further information, please contact to NTA. (Ver 1.0.136.2.0)




Information Bulletin: Joint Entrance Examination (Main) - 2023



Department of Higher Education
Ministry of Education
Government of India

JEE(Main) 2023
Session 1



राष्ट्रीय परीक्षा एजेंसी
National Testing Agency
Creating a Tomorrow

Home | Change Password | Logout
Name: TEST NAME | Application No: 230310000059


Application Form Steps

- Contact Details
- Personal Details
- Aadhaar Details
- Exam and Center Details
- Qualification Details
- Additional Details
- Emergency Contact Detail
- Document Upload
- Final Submit


Document Upload

S.No.	Required Document	Document Specifications	Upload	Action	View
1	फोटोग्राफ (बिना शार्क के 80% चेहरे के साथ) (Photograph (with 80% face without mask))	Document Format: JPG Min Size (KB): 10 Max Size (KB): 200	<input type="button" value="Choose File"/> No file chosen		
2	हस्ताक्षर (Signature)	Document Format: JPG Min Size (KB): 4 Max Size (KB): 30	<input type="button" value="Choose File"/> No file chosen		

Disclaimer:
This site is designed, developed and hosted by CTR Division, NIC and the contents are provided by NTA. For any further information, please contact to NTA. (Ver 1.0.136.2.0)




एन आई सी
National Informatics Centre



Department of Higher Education
Ministry of Education
Government of India

JEE(Main) 2023
Session 1



राष्ट्रीय परीक्षा एजेंसी
National Testing Agency
Creating a Tomorrow

Home | Change Password | Logout
Name: TEST NAME | Application No: 230310000059

Application Form Steps

- Contact Details
- Personal Details
- Aadhaar Details
- Exam and Center Details
- Qualification Details
- Additional Details
- Emergency Contact Detail
- Document Upload
- Final Submit

Document Upload

S.No.	Required Document	Document Specifications	Upload	Action	View
1	फोटोग्राफ (बिना शार्क के 80% चेहरे के साथ) (Photograph (with 80% face without mask))	Document Format: JPG Min Size (KB): 10 Max Size (KB): 200	<input type="button" value="Choose File"/> No file chosen		Uploaded Document
2	हस्ताक्षर (Signature)	Document Format: JPG Min Size (KB): 4 Max Size (KB): 30	<input type="button" value="Choose File"/> No file chosen		Uploaded Document


Security Pin

Enter Security Pin (use sensitive)

Security Pin

8JH6888

Disclaimer:
This site is designed, developed and hosted by CTR Division, NIC and the contents are provided by NTA. For any further information, please contact to NTA. (Ver 1.0.136.2.0)



एन आई सी
National Informatics Centre

Information Bulletin: Joint Entrance Examination (Main) - 2023

Department of Higher Education
Ministry of Education
Government of India

JEE(Main) 2023
Session 1

राष्ट्रीय परीक्षा एजेंसी
National Testing Agency

Home Change Password Logout

Name: TEST NAME Application No: 23010000055

Application Form Steps

- Contact Details
- Personal Details
- Aadhaar Details
- Exam and Center Details
- Qualification Details
- Additional Details
- Emergency Contact Detail
- Document Upload**
- Final Submit

Document Upload

S.No.	Required Document	Document Specifications	Upload	Action	View
1	चित्रांकन (पैसा बिना के 80% चहुँ के खण) (Photograph (with 80% face without mark))	Document Format: JPG Min Size (KB): 10 Max Size (KB): 200	Choose File No file chosen		Uploaded Document
2	हस्ताक्षर (Signature)	Document Format: JPG Min Size (KB): 4 Max Size (KB): 30	Choose File No file chosen		Uploaded Document

Security Pin

Enter Security Pin (max length: 10)

Security Pin

Confirm !!


Do you wish to submit Document Form finally ?

Yes No

Disclaimer:
This site is designed, developed and hosted by CNR Division, NIC, and the contents are provided by NTA. For any further information, please contact to NTA. (Ver 1.0.130.2.0)


NIC एन आई सी
National Informatics Centre

Information Bulletin: Joint Entrance Examination (Main) - 2023



Department of Higher Education
Ministry of Education
Government of India

JEE(Main) 2023
Session 1



राष्ट्रीय परीक्षा एजेंसी
National Testing Agency
एन आई सी

[Home](#) [Change Password](#) [Register Query](#) [Logout](#)

Name: TEST NAME Application No: 230310000059

Activities

- Registration Form
- View Application Form
- Fee Payment

Verify Mobile No. & Email Id

- Mobile No.- Verified
- Verify Email Id


Current Status

Registration Form	Completed
Application Form	Completed
Fee Payment	Incomplete


You have submitted application form for JEE(Main) 2023 Session 1.
Your application will be considered complete only after successful payment of application fee.
After payment of fee, you will not be able to edit the filled application details and documents uploaded.
You are required to pay the fee Rs. 1000/- .
Application Number : 230310000059

[Edit Application Form](#) [Your Email Id yet to be verified. Click here to verify your Email Id first.](#)

Disclaimer:
This site is designed, developed and hosted by CNR Division, NIC and the contents are provided by NTA. For any further information, please contact to NTA. (Ver 1.0.136.2.0)




एन आई सी
National Informatics Centre



Department of Higher Education
Ministry of Education
Government of India

JEE(Main) 2023
Session 1



राष्ट्रीय परीक्षा एजेंसी
National Testing Agency
एन आई सी

[Home](#) [Change Password](#) [Register Query](#) [Logout](#)


Name: TEST NAME Application No: 230310000059

[Click here to Go Home](#)

Message


Your Email Id is verified successfully.

Disclaimer:
This site is designed, developed and hosted by CNR Division, NIC and the contents are provided by NTA. For any further information, please contact to NTA. (Ver 1.0.136.2.0)




एन आई सी
National Informatics Centre

Information Bulletin: Joint Entrance Examination (Main) - 2023

**Department of Higher Education**
Ministry of Education
Government of India

JEE(Main) 2023
Session 1

**राष्ट्रीय परीक्षा एजेंसी**
National Testing Agency
एजेंसी का कर्तव्य

[Home](#) [Change Password](#) [Register Query](#) [Logout](#)

Name: TEST NAME **Application No:** 230310000059

Mode of Payment

Activity : Examination Fee Payment


Select Mode of Payment

Online Payment

[Proceed for payments](#)

Note: Examination Fee

Disclaimer:
This site is designed, developed and hosted by CNR Division, NIC and the contents are provided by NTA. For any further information, please contact to NTA. (Ver 1.0.136.2.0)

**एन आई सी**
National Informatics Centre

JEE(Main) 2023
Session 1

This Payment Request will be expired within : 09:26 minutes

User Details			
Candidate Name	TEST NAME	Fee Amount	1000/-
Application Number	230310000059	Customer Id	23031000005901901
Date of Birth	01-01-2000		

Examination Fee Payment

SBI MOPS (Debit Card/Credit Card/UPI/Net Banking of any bank)

Canara Bank Payment Gateway (Debit Card/Credit Card/UPI/Net Banking of any bank)

Select Payment Provider : ICICI Bank Payment Gateway (Debit Card/Credit Card/UPI/Net Banking of any bank)

HDFC Bank Payment Gateway (Debit Card/Credit Card/UPI/Net Banking of any bank)

[Proceed for payment](#)

Click here to [Cancel](#) this Transaction.

Content Owned and Maintained by This site is designed, developed and hosted by CNR Division, NIC and the contents are provided by NTA. For any further information, please contact NTA.
Designed, Developed and Hosted by National Informatics Centre,
Ministry of Electronics & Information Technology, Government of India

Information Bulletin: Joint Entrance Examination (Main) - 2023

Application No.

230310000059



-

DO NOT SEND THIS PAGE TO NATIONAL TESTING AGENCY (NTA).

CANDIDATE IS REQUESTED TO RETAIN THE PRINTOUT OF CONFIRMATION PAGE FOR FUTURE REFERENCE.

व्यक्तिगत विवरण (Personal Details)

Aadhaar	Not Opted	Aadhaar Number	--
अभ्यर्थी का नाम (Candidate's Name)	TEST NAME	अभ्यर्थी की जन्म तिथि (Candidate Date of Birth)	01-01-2000
माता / अभिभावक का नाम (Mother/Guardian Name)	TEST MOTHER	लिंग (Gender)	Male
पिता / अभिभावक का नाम (Father/Guardian Name)	TEST FATHER	राष्ट्रीयता (Nationality)	Indian
श्रेणी (Category)	General		
यदि आप एक विकलांग कैडिडेट हैं, तो क्या आपके पास बेचमार्क विकलांगता है (If you are a PwD Candidate, do you have benchmark disability (40% or more / "Severe" where percentage is not defined) ?	No		
निवास का राज्य / केन्द्र शासित प्रदेश (State/ UT of Residence)	DELHI (NCT)		
निवास का पता (Place of Residence)	Urban		
वार्षिक पारिवारिक आय (Annual Family Income)	UPTD 100000		
क्या आपको मधुमेह है (Are You Diabetic) ?	No		
वैद्यकीय तैयारी (Mode of Preparation)	Self Study		
योग्यता परीक्षा में स्कूल शिक्षा का माध्यम (Medium of Schooling in Qualifying Examination):	Assamese		

के लिए आवेदन (Apply For)

के लिए आवेदन (Apply For)	<input checked="" type="checkbox"/> Paper 1 (B.E./B.Tech.)
पिता/अभिभावक का व्यवसाय (Father/Guardian Occupation)	AGRICULTURE
पिता/अभिभावक की योग्यता (Father/Guardian Qualification)	ILLITERATE
माता/अभिभावक का व्यवसाय (Mother/Guardian Occupation)	AGRICULTURE
माता/अभिभावक की योग्यता (Mother/Guardian Qualification)	ILLITERATE
प्रश्न पत्र माध्यम (Question Paper Medium)	Punjabi
परीक्षा के सत्र के लिए आवेदन करें (Session of Exam Apply For)	Session 1
परीक्षा राज्य / शहर - पहली पसंद (Exam State/ City-1st choice)	DELHI (NCT) - DELHI/NEW DELHI
परीक्षा राज्य / शहर - दूसरी पसंद (Exam State/ City-2nd choice)	UTTAR PRADESH - MEERUT
परीक्षा राज्य / शहर - तीसरी पसंद (Exam State/ City-3rd choice)	UTTAR PRADESH - NOIDA/GREATER NOIDA
परीक्षा राज्य / शहर - चौथी पसंद (Exam State/ City-4th choice)	UTTAR PRADESH - GHAZIABAD

अतिरिक्त जानकारियाँ (Additional Details)

क्या आप जुड़वा हैं (Are You Twin)	Yes
दूसरी कक्षा के प्रभाव पत्र के अनुसार जुड़वा भाई / बहन का नाम (Name of other Brother/Sister as per Class X Certificate)	Indrajit
जुड़वा भाई या बहन की कक्षा दसवीं या समकक्ष का रोल नंबर (Roll Number of Class 10th or its equivalent of the Twin)	5434532

वर्तमान पता (Present Address)

पॉस्टल संख्या / नाम (Premises No. / Name), उप-स्थानीयता (Sub-Locality), स्थानीयता (Locality)	TEST, TEST, TEST
जिला (District), राज्य (State), देश (Country), पिन कोड (Pin Code)	SOUTH DELHI, DELHI, India, 110020
ईमेल पता (Email Address)	rav*****@gmail.com
मोबाइल नंबर (Mobile Number)	91 - 966****883
वैकल्पिक संपर्क सूत्र (Alternate Contact No.) (Optional)	NA

Permanent Address State

Permanent Address State	BIHAR
-------------------------	-------

Images Uploaded by Candidate

Photo	Signature

Fee Payment Details

Activity	Application No	Reference No	Transaction Date	Amount	Customer ID	Payment Mode
Application fee	230310000059	CPACHGNMHS	13/12/2022 18:18:38	1	2303100005901903	EPG





011-40759000

e-mail: jeemain@nta.ac.in



National Testing Agency

(An autonomous organization under the Department of Higher Education, Ministry of Education, Government of India)

Address for Correspondence
First Floor, NSIC-MDBP Building,
Okhla Industrial Estate, New Delhi - 110020

Help Line: For Technical support, contact following during working days between 10.00 a.m. to 5.00 p.m.

www.nta.ac.in
jeemain.nta.nic.in

